

## Southeast Asian Games 2009 SWIMMING - 10/12/2009 to 14/12/2009

## Results

## Event 1 Women 100 LC Meter Freestyle

MR: 56.05 \* 08/08/1999 Jocelin Yeo

SIN

| Name                 | Age             | Team        | Prelim Time | Finals Time |
|----------------------|-----------------|-------------|-------------|-------------|
| <b>Finals</b>        |                 |             |             |             |
| 1 Ting Wen Quah      | 16              | Singapore   | 56.95       | 56.03 *     |
| 27.27                | 56.03 (28.76)   |             |             |             |
| 2 Natthanan J        | 22              | Thailand    | 57.28       | 56.33       |
| 27.28                | 56.33 (29.05)   |             |             |             |
| 3 Xiang QI Lim       | 16              | Singapore   | 57.96       | 56.60       |
| 27.07                | 56.60 (29.53)   |             |             |             |
| 4 Jasmine Alkhalidi  | 15              | Philippines | 58.25       | 57.43       |
| 27.64                | 57.43 (29.79)   |             |             |             |
| 5 Jiratida P         | 20              | Thailand    | 57.58       | 57.46       |
| 27.73                | 57.46 (29.73)   |             |             |             |
| 6 Lai Kwan Chui      | 18              | Malaysia    | 58.25       | 57.59       |
| 27.63                | 57.59 (29.96)   |             |             |             |
| 7 Chii Lin Leung     | 17              | Malaysia    | 58.75       | 58.21       |
| 28.03                | 58.21 (30.18)   |             |             |             |
| 8 Enny Susilowati    | 19              | Indonesia   | 59.50       | 59.64       |
| 28.37                | 59.64 (31.27)   |             |             |             |
| <b>Preliminaries</b> |                 |             |             |             |
| 9 Heidi Ong          | 20              | Philippines | 59.79       |             |
| 28.19                | 59.79 (31.60)   |             |             |             |
| 10 Tam Nguyen Tran   | 14              | Vietnam     | 1:00.02     |             |
| 28.92                | 1:00.02 (31.10) |             |             |             |
| 11 T Ngoc Yen Nguyen | 14              | Vietnam     | 1:00.51     |             |
| 29.16                | 1:00.51 (31.35) |             |             |             |
| 12 Ressa Ressa       | 14              | Indonesia   | 1:01.39     |             |
| 29.23                | 1:01.39 (32.16) |             |             |             |
| 13 Hemthon Vitiny    | 23              | Cambodia    | 1:08.71     |             |
| 33.99                | 1:08.71 (34.72) |             |             |             |
| 14 T Thepaksone      | 13              | Laos        | 1:14.64     |             |
| 34.36                | 1:14.64 (40.28) |             |             |             |
| 15 N Napha           | 10              | Laos        | 1:22.18     |             |
| 37.82                | 1:22.18 (44.36) |             |             |             |

## Event 1 Women 100 LC Meter Freestyle

MR: 56.05 \* 08/08/1999 Jocelin Yeo

SIN

| Name                 | Age           | Team      | Seed Time | Prelim Time |
|----------------------|---------------|-----------|-----------|-------------|
| <b>Preliminaries</b> |               |           |           |             |
| 1 Ting Wen Quah      | 16            | Singapore | 55.57     | 56.95 q     |
| 27.22                | 56.95 (29.73) |           |           |             |
| 2 Natthanan J        | 22            | Thailand  | 56.30     | 57.28 q     |
| 27.94                | 57.28 (29.34) |           |           |             |
| 3 Jiratida P         | 20            | Thailand  | 58.00     | 57.58 q     |
| 27.86                | 57.58 (29.72) |           |           |             |
| 4 Xiang QI Lim       | 16            | Singapore | 56.16     | 57.96 q     |
| 27.80                | 57.96 (30.16) |           |           |             |



## Southeast Asian Games 2009 SWIMMING - 10/12/2009 to 14/12/2009

## Results

## Preliminaries ... (Event 1 Women 100 LC Meter Freestyle)


| Name                 | Age     | Team        | Seed Time | Prelim Time |   |
|----------------------|---------|-------------|-----------|-------------|---|
| *5 Jasmine Alkhalidi | 15      | Philippines | 59.00     | 58.25       | q |
| 27.95                | 58.25   | (30.30)     |           |             |   |
| *5 Lai Kwan Chui     | 18      | Malaysia    | 58.56     | 58.25       | q |
| 27.28                | 58.25   | (30.97)     |           |             |   |
| 7 Chii Lin Leung     | 17      | Malaysia    | 57.79     | 58.75       | q |
| 28.22                | 58.75   | (30.53)     |           |             |   |
| 8 Enny Susilowati    | 19      | Indonesia   | 58.29     | 59.50       | q |
| 28.71                | 59.50   | (30.79)     |           |             |   |
| 9 Heidi Ong          | 20      | Philippines | 59.70     | 59.79       |   |
| 28.19                | 59.79   | (31.60)     |           |             |   |
| 10 Tam Nguyen Tran   | 14      | Vietnam     | 59.59     | 1:00.02     |   |
| 28.92                | 1:00.02 | (31.10)     |           |             |   |
| 11 T Ngoc Yen Nguyen | 14      | Vietnam     | NT        | 1:00.51     |   |
| 29.16                | 1:00.51 | (31.35)     |           |             |   |
| 12 Ressa Ressa       | 14      | Indonesia   | 1:00.30   | 1:01.39     |   |
| 29.23                | 1:01.39 | (32.16)     |           |             |   |
| 13 Hemthou Vitiny    | 23      | Cambodia    | 1:10.75   | 1:08.71     |   |
| 33.99                | 1:08.71 | (34.72)     |           |             |   |
| 14 T Thepaksone      | 13      | Laos        | NT        | 1:14.64     |   |
| 34.36                | 1:14.64 | (40.28)     |           |             |   |
| 15 N Napha           | 10      | Laos        | NT        | 1:22.18     |   |
| 37.82                | 1:22.18 | (44.36)     |           |             |   |

## Event 2 Men 200 LC Meter Backstroke

MR: 2:00.96 \* 10/12/1997 Raymond Papa

PHI

| Name                 | Age     | Team        | Prelim Time     | Finals Time     |
|----------------------|---------|-------------|-----------------|-----------------|
| <b>Finals</b>        |         |             |                 |                 |
| 1 Zach Ong           | 18      | Singapore   | 2:10.28         | 2:03.27         |
| 29.64                | 1:01.67 | (32.03)     | 1:32.65 (30.98) | 2:03.27 (30.62) |
| 2 Ryan Arabejo       | 19      | Philippines | 2:09.86         | 2:04.36         |
| 29.58                | 1:01.41 | (31.83)     | 1:32.81 (31.40) | 2:04.36 (31.55) |
| 3 Rainer NG          | 16      | Singapore   | 2:12.27         | 2:06.10         |
| 28.34                | 59.58   | (31.24)     | 1:32.50 (32.92) | 2:06.10 (33.60) |
| 4 Puttipong H        | 16      | Thailand    | 2:13.45         | 2:06.92         |
| 29.41                | 1:01.09 | (31.68)     | 1:33.59 (32.50) | 2:06.92 (33.33) |
| 5 Huy Long DO        | 20      | Vietnam     | 2:14.80         | 2:07.15         |
| 29.38                | 1:01.23 | (31.85)     | 1:33.85 (32.62) | 2:07.15 (33.30) |
| 6 Glenn S Victor     | 19      | Indonesia   | 2:10.45         | 2:08.81         |
| 28.98                | 1:00.58 | (31.60)     | 1:33.34 (32.76) | 2:08.81 (35.47) |
| 7 Ian James Barr     | 13      | Malaysia    | 2:15.15         | 2:11.06         |
| 29.53                | 1:02.07 | (32.54)     | 1:36.96 (34.89) | 2:11.06 (34.10) |
| 8 Nithipanya A       | 17      | Thailand    | 2:26.29         | 2:25.94         |
| 32.67                | 1:09.55 | (36.88)     | 1:47.97 (38.42) | 2:25.94 (37.97) |
| <b>Preliminaries</b> |         |             |                 |                 |
| 9 Jessie Lacuna      | 15      | Philippines | J2:19.05        |                 |
| 31.57                | 1:06.51 | (34.94)     | 1:42.48 (35.97) | 2:19.05 (36.57) |



## Southeast Asian Games 2009 SWIMMING - 10/12/2009 to 14/12/2009

## Results

## Preliminaries ... (Event 2 Men 200 LC Meter Backstroke)

| Name                | Age   | Team            | Prelim Time     | Finals Time     |
|---------------------|-------|-----------------|-----------------|-----------------|
| 10 Maximov Chamraen | 12    | Cambodia        | 2:48.63         |                 |
|                     | 37.85 | 1:20.26 (42.41) | 2:04.56 (44.30) | 2:48.63 (44.07) |
| 11 P Pathana        | 11    | Laos            | 3:07.24         |                 |
|                     | 41.67 | 1:29.11 (47.44) | 2:18.80 (49.69) | 3:07.24 (48.44) |

## Event 2 Men 200 LC Meter Backstroke

MR: 2:00.96 \* 10/12/1997 Raymond Papa

PHI


| Name                 | Age   | Team            | Seed Time       | Prelim Time     |
|----------------------|-------|-----------------|-----------------|-----------------|
| <b>Preliminaries</b> |       |                 |                 |                 |
| 1 Ryan Arabejo       | 19    | Philippines     | 2:05.80         | 2:09.86 q       |
|                      | 30.01 | 1:02.58 (32.57) | 1:36.18 (33.60) | 2:09.86 (33.68) |
| 2 Zach Ong           | 18    | Singapore       | 2:08.16         | 2:10.28 q       |
|                      | 30.38 | 1:03.16 (32.78) | 1:36.90 (33.74) | 2:10.28 (33.38) |
| 3 Glenn S Victor     | 19    | Indonesia       | 2:08.16         | 2:10.45 q       |
|                      | 30.33 | 1:03.90 (33.57) | 1:37.89 (33.99) | 2:10.45 (32.56) |
| 4 Rainer NG          | 16    | Singapore       | 2:08.27         | 2:12.27 q       |
|                      | 29.50 | 1:01.74 (32.24) | 1:36.84 (35.10) | 2:12.27 (35.43) |
| 5 Puttipong H        | 16    | Thailand        | 2:09.70         | 2:13.45 q       |
|                      | 29.57 | 1:03.05 (33.48) | 1:38.47 (35.42) | 2:13.45 (34.98) |
| 6 Huy Long DO        | 20    | Vietnam         | NT              | 2:14.80 q       |
|                      | 30.75 | 1:05.09 (34.34) | 1:39.88 (34.79) | 2:14.80 (34.92) |
| 7 Ian James Barr     | 13    | Malaysia        | 2:10.10         | 2:15.15 q       |
|                      | 30.41 | 1:04.79 (34.38) | 1:40.48 (35.69) | 2:15.15 (34.67) |
| 8 Nithipanya A       | 17    | Thailand        | 2:11.60         | J2:26.29 q      |
|                      | 31.13 | 1:06.23 (35.10) | 1:43.56 (37.33) | 2:26.29 (42.73) |
| 9 Jessie Lacuna      | 15    | Philippines     | 2:32.20         | J2:19.05        |
|                      | 31.57 | 1:06.51 (34.94) | 1:42.48 (35.97) | 2:19.05 (36.57) |
| 10 Maximov Chamraen  | 12    | Cambodia        | 2:50.98         | 2:48.63         |
|                      | 37.85 | 1:20.26 (42.41) | 2:04.56 (44.30) | 2:48.63 (44.07) |
| 11 P Pathana         | 11    | Laos            | NT              | 3:07.24         |
|                      | 41.67 | 1:29.11 (47.44) | 2:18.80 (49.69) | 3:07.24 (48.44) |

## Event 3 Women 200 LC Meter Backstroke

MR: 2:16.76 \* 13/06/1993 Akiko Thomson

PHI

| Name               | Age   | Team            | Prelim Time     | Finals Time     |
|--------------------|-------|-----------------|-----------------|-----------------|
| <b>Finals</b>      |       |                 |                 |                 |
| 1 LI Tao           | 18    | Singapore       | 2:26.12         | 2:17.12         |
|                    | 32.24 | 1:06.73 (34.49) | 1:41.36 (34.63) | 2:17.12 (35.76) |
| 2 Chavisa T        | 19    | Thailand        | 2:20.82         | 2:19.87         |
|                    | 32.99 | 1:07.82 (34.83) | 1:43.43 (35.61) | 2:19.87 (36.44) |
| 3 Shana Lim        | 15    | Singapore       | 2:21.97         | 2:20.98         |
|                    | 32.14 | 1:07.65 (35.51) | 1:44.18 (36.53) | 2:20.98 (36.80) |
| 4 Tiffani Sudharma | 24    | Indonesia       | 2:25.20         | 2:23.25         |
|                    | 32.79 | 1:09.29 (36.50) | 1:47.40 (38.11) | 2:23.25 (35.85) |
| 5 Dorothy Hong     | 15    | Philippines     | 2:26.78         | 2:26.58         |
|                    | 33.42 | 1:09.19 (35.77) | 1:47.26 (38.07) | 2:26.58 (39.32) |



## Southeast Asian Games 2009 SWIMMING - 10/12/2009 to 14/12/2009

## Results

## Finals ... (Event 3 Women 200 LC Meter Backstroke)


| Name                 | Age             | Team            | Prelim Time     | Finals Time |
|----------------------|-----------------|-----------------|-----------------|-------------|
| 6 Thi Thom Duong     | 15              | Vietnam         | 2:27.15         | 2:27.68     |
| 33.30                | 1:10.87 (37.57) | 1:50.34 (39.47) | 2:27.68 (37.34) |             |
| 7 Navarat Thongkaew  | 16              | Thailand        | 2:26.73         | 2:27.69     |
| 33.73                | 1:10.81 (37.08) | 1:49.57 (38.76) | 2:27.69 (38.12) |             |
| 8 Kah Yan Chan       | 16              | Malaysia        | 2:28.71         | 2:32.72     |
| 34.40                | 1:13.04 (38.64) | 1:53.02 (39.98) | 2:32.72 (39.70) |             |
| <b>Preliminaries</b> |                 |                 |                 |             |
| 9 T Kim Tuyen Nguyen | 14              | Vietnam         | 2:28.91         |             |
| 33.83                | 1:11.52 (37.69) | 1:50.35 (38.83) | 2:28.91 (38.56) |             |
| 10 Karmen Cheng      | 14              | Malaysia        | 2:34.52         |             |
| 34.57                | 1:12.91 (38.34) | 1:54.01 (41.10) | 2:34.52 (40.51) |             |
| 11 D Dadheuang       | 15              | Laos            | 3:03.60         |             |
| 41.81                | 1:27.59 (45.78) | 2:16.36 (48.77) | 3:03.60 (47.24) |             |
| --- Seng Sam Phors   | 15              | Cambodia        | DQ              |             |
| 39.06                | 1:20.65 (41.59) | 2:04.42 (43.77) | DQ (44.76)      |             |

## Event 3 Women 200 LC Meter Backstroke

MR: 2:16.76 \* 13/06/1993 Akiko Thomson

PHI

| Name   | Age             | Team            | Seed Time       | Prelim Time |
|--|-----------------|-----------------|-----------------|-------------|
| <b>Preliminaries</b>                                 |                 |                 |                 |             |
| 1 Chavisa T  | 19              | Thailand        | 2:21.90         | 2:20.82 q   |
| 33.52  | 1:08.98 (35.46) | 1:45.44 (36.46) | 2:20.82 (35.38) |             |
| 2 Shana Lim  | 15              | Singapore       | 2:19.16         | 2:21.97 q   |
| 31.61  | 1:07.09 (35.48) | 1:44.75 (37.66) | 2:21.97 (37.22) |             |
| 3 Tiffani Sudharma                                   | 24              | Indonesia       | 2:24.60         | 2:25.20 q   |
| 32.19  | 1:08.32 (36.13) | 1:46.98 (38.66) | 2:25.20 (38.22) |             |
| 4 LI Tao   | 18              | Singapore       | 2:17.55         | 2:26.12 q   |
| 32.58  | 1:09.59 (37.01) | 1:46.99 (37.40) | 2:26.12 (39.13) |             |
| 5 Navarat Thongkaew                                  | 16              | Thailand        | 2:24.90         | 2:26.73 q   |
| 33.89  | 1:10.98 (37.09) | 1:49.13 (38.15) | 2:26.73 (37.60) |             |
| 6 Dorothy Hong                                       | 15              | Philippines     | 2:28.10         | 2:26.78 q   |
| 33.03  | 1:08.91 (35.88) | 1:46.80 (37.89) | 2:26.78 (39.98) |             |
| 7 Thi Thom Duong                                     | 15              | Vietnam         | 2:27.62         | 2:27.15 q   |
| 32.92  | 1:09.82 (36.90) | 1:49.46 (39.64) | 2:27.15 (37.69) |             |
| 8 Kah Yan Chan                                       | 16              | Malaysia        | 2:28.20         | 2:28.71 q   |
| 33.33  | 1:10.32 (36.99) | 1:49.36 (39.04) | 2:28.71 (39.35) |             |
| 9 T Kim Tuyen Nguyen                                 | 14              | Vietnam         | 2:22.35         | 2:28.91     |
| 33.83  | 1:11.52 (37.69) | 1:50.35 (38.83) | 2:28.91 (38.56) |             |
| 10 Karmen Cheng                                      | 14              | Malaysia        | 2:20.30         | 2:34.52     |
| 34.57  | 1:12.91 (38.34) | 1:54.01 (41.10) | 2:34.52 (40.51) |             |
| 11 D Dadheuang                                       | 15              | Laos            | NT              | 3:03.60     |
| 41.81  | 1:27.59 (45.78) | 2:16.36 (48.77) | 3:03.60 (47.24) |             |
| --- Seng Sam Phors                                   | 15              | Cambodia        | 3:09.22         | DQ          |
| Past vertical at turn: non continuous turning action |                 |                 |                 |             |
| 39.06  | 1:20.65 (41.59) | 2:04.42 (43.77) | DQ (44.76)      |             |



## Southeast Asian Games 2009 SWIMMING - 10/12/2009 to 14/12/2009


## Results

## Event 4 Men 400 LC Meter IM

| MR: 4:23.20 * 06/12/2003 |                 | Ratapong Sirisanont |                 | THA         |  |
|--------------------------|-----------------|---------------------|-----------------|-------------|--|
| Name                     | Age             | Team                | Seed Time       | Finals Time |  |
| 1 Miguel Molina          | 24              | Philippines         | 4:26.30         | 4:27.00     |  |
| 27.93                    | 1:00.76 (32.83) | 1:37.34 (36.58)     | 2:12.65 (35.31) |             |  |
| 2:49.32 (36.67)          | 3:26.31 (36.99) | 3:56.76 (30.45)     | 4:27.00 (30.24) |             |  |
| 2 Nuttapon Ketin         | 16              | Thailand            | 4:32.90         | 4:27.57     |  |
| 27.61                    | 1:00.12 (32.51) | 1:36.50 (36.38)     | 2:11.71 (35.21) |             |  |
| 2:48.38 (36.67)          | 3:24.93 (36.55) | 3:56.72 (31.79)     | 4:27.57 (30.85) |             |  |
| 3 Thai Nguyen VO         | 21              | Vietnam             | 4:35.18         | 4:30.78     |  |
| 27.90                    | 59.93 (32.03)   | 1:36.35 (36.42)     | 2:11.88 (35.53) |             |  |
| 2:50.78 (38.90)          | 3:28.99 (38.21) | 4:00.59 (31.60)     | 4:30.78 (30.19) |             |  |
| 4 Sheng Jun Pang         | 16              | Singapore           | 4:34.68         | 4:32.44     |  |
| 27.74                    | 59.70 (31.96)   | 1:35.37 (35.67)     | 2:10.72 (35.35) |             |  |
| 2:49.76 (39.04)          | 3:30.36 (40.60) | 4:02.21 (31.85)     | 4:32.44 (30.23) |             |  |
| 5 Akbar M Nasution       | 25              | Indonesia           | 4:37.18         | 4:34.24     |  |
| 28.75                    | 1:01.56 (32.81) | 1:37.01 (35.45)     | 2:12.79 (35.78) |             |  |
| 2:51.43 (38.64)          | 3:30.86 (39.43) | 4:02.81 (31.95)     | 4:34.24 (31.43) |             |  |
| 6 Melvin Chua            | 19              | Malaysia            | 4:36.20         | 4:35.39     |  |
| 28.32                    | 1:01.22 (32.90) | 1:36.90 (35.68)     | 2:11.93 (35.03) |             |  |
| 2:51.42 (39.49)          | 3:31.50 (40.08) | 4:04.07 (32.57)     | 4:35.39 (31.32) |             |  |
| 7 Jose Gonzales          | 15              | Philippines         | 4:39.30         | 4:39.00     |  |
| 28.62                    | 1:01.77 (33.15) | 1:36.40 (34.63)     | 2:11.87 (35.47) |             |  |
| 2:54.25 (42.38)          | 3:35.87 (41.62) | 4:07.97 (32.10)     | 4:39.00 (31.03) |             |  |
| 8 Wei Ming HO            | 14              | Singapore           | 4:40.04         | 4:44.97     |  |
| 28.51                    | 1:02.08 (33.57) | 1:38.40 (36.32)     | 2:15.80 (37.40) |             |  |
| 2:55.91 (40.11)          | 3:38.60 (42.69) | 4:12.00 (33.40)     | 4:44.97 (32.97) |             |  |
| 9 Idham M Dasuki         | 17              | Indonesia           | 4:39.20         | 4:48.29     |  |
| 28.45                    | 1:03.09 (34.64) | 1:40.77 (37.68)     | 2:18.09 (37.32) |             |  |
| 2:58.19 (40.10)          | 3:38.96 (40.77) | 4:14.37 (35.41)     | 4:48.29 (33.92) |             |  |
| 10 Nithipanya A          | 17              | Thailand            | 4:40.50         | 5:28.92     |  |
| 33.01                    | 1:11.93 (38.92) | 1:56.58 (44.65)     | 2:39.36 (42.78) |             |  |
| 3:26.83 (47.47)          | 4:13.85 (47.02) | 4:52.20 (38.35)     | 5:28.92 (36.72) |             |  |
| --- Van TY Nguyen        | 19              | Vietnam             | 4:15.00         | DQ          |  |
| False start - Misc       |                 |                     |                 |             |  |

## Event 5 Women 200 LC Meter IM

| MR: 2:17.17 * 08/08/1999 |                 | Jocelin Yeo     |                 | SIN         |  |
|--------------------------|-----------------|-----------------|-----------------|-------------|--|
| Name                     | Age             | Team            | Prelim Time     | Finals Time |  |
| <b>Finals</b>            |                 |                 |                 |             |  |
| 1 YI Ting Siow           | 23              | Malaysia        | 2:21.16         | 2:14.57*    |  |
| 29.25                    | 1:04.24 (34.99) | 1:42.56 (38.32) | 2:14.57 (32.01) |             |  |
| 2 Natthanan J            | 22              | Thailand        | 2:32.42         | 2:18.98     |  |
| 29.87                    | 1:05.36 (35.49) | 1:46.76 (41.40) | 2:18.98 (32.22) |             |  |
| 3 Hui YU Koh             | 13              | Singapore       | 2:27.55         | 2:20.71     |  |
| 30.55                    | 1:06.70 (36.15) | 1:49.60 (42.90) | 2:20.71 (31.11) |             |  |
| 4 Fibriani R Marita      | 14              | Indonesia       | 2:26.63         | 2:21.00     |  |
| 30.48                    | 1:05.77 (35.29) | 1:48.35 (42.58) | 2:21.00 (32.65) |             |  |



## Southeast Asian Games 2009 SWIMMING - 10/12/2009 to 14/12/2009

## Results

## Finals ... (Event 5 Women 200 LC Meter IM)

| Name            | Age             | Team            | Prelim Time     | Finals Time |
|-----------------|-----------------|-----------------|-----------------|-------------|
| 5 Chavisa T     | 19              | Thailand        | 2:32.17         | 2:21.57     |
| 31.54           | 1:07.58 (36.04) | 1:49.30 (41.72) | 2:21.57 (32.27) |             |
| 6 Ting Ting Koh | 17              | Singapore       | 2:26.42         | 2:25.71     |
| 30.06           | 1:08.12 (38.06) | 1:52.23 (44.11) | 2:25.71 (33.48) |             |
| 7 Ressa Ressa   | 14              | Indonesia       | 2:27.05         | 2:26.34     |
| 30.45           | 1:06.59 (36.14) | 1:51.12 (44.53) | 2:26.34 (35.22) |             |
| 8 Erika Kong    | 13              | Malaysia        | 2:31.01         | 2:28.24     |
| 30.69           | 1:09.12 (38.43) | 1:53.07 (43.95) | 2:28.24 (35.17) |             |

## Event 5 Women 200 LC Meter IM

MR: 2:17.17 \* 08/08/1999 Jocelin Yeo

SIN

| Name                 | Age             | Team            | Seed Time       | Prelim Time |
|----------------------|-----------------|-----------------|-----------------|-------------|
| <b>Preliminaries</b> |                 |                 |                 |             |
| 1 YI Ting Siow       | 23              | Malaysia        | 2:17.90         | 2:21.16 q   |
| 30.38                | 1:06.85 (36.47) | 1:46.63 (39.78) | 2:21.16 (34.53) |             |
| 2 Ting Ting Koh      | 17              | Singapore       | 2:24.09         | 2:26.42 q   |
| 31.11                | 1:09.35 (38.24) | 1:52.77 (43.42) | 2:26.42 (33.65) |             |
| 3 Fibriani R Marita  | 14              | Indonesia       | 2:23.14         | 2:26.63 q   |
| 31.38                | 1:08.83 (37.45) | 1:52.95 (44.12) | 2:26.63 (33.68) |             |
| 4 Ressa Ressa        | 14              | Indonesia       | 2:24.10         | 2:27.05 q   |
| 31.57                | 1:09.20 (37.63) | 1:53.23 (44.03) | 2:27.05 (33.82) |             |
| 5 Hui YU Koh         | 13              | Singapore       | 2:24.66         | 2:27.55 q   |
| 32.18                | 1:09.33 (37.15) | 1:54.42 (45.09) | 2:27.55 (33.13) |             |
| 6 Erika Kong         | 13              | Malaysia        | 2:27.20         | 2:31.01 q   |
| 32.33                | 1:12.27 (39.94) | 1:56.07 (43.80) | 2:31.01 (34.94) |             |
| 7 Chavisa T          | 19              | Thailand        | 2:23.40         | 2:32.17 q   |
| 34.17                | 1:13.35 (39.18) | 1:57.15 (43.80) | 2:32.17 (35.02) |             |
| 8 Natthanan J        | 22              | Thailand        | 2:19.40         | 2:32.42 q   |
| 34.25                | 1:13.40 (39.15) | 1:57.71 (44.31) | 2:32.42 (34.71) |             |
| --- Hemthou Vitiny   | 23              | Cambodia        | 2:58.12         | SCR         |


## Event 6 Men 800 LC Meter Freestyle Relay

## Straight Final

MR: 7:35.85 \* 29/11/2005

SIN

| Team             | Relay                     | Seed Time              | Finals Time                |
|------------------|---------------------------|------------------------|----------------------------|
| 1 Singapore      | A                         | 7:35.50                | 7:30.73 *                  |
| 1) Joshua Lim 20 | 2) r:+0.17 Clement Lim 15 | 3) r:+0.18 Zach Ong 18 | 4) r:+0.26 Marcus Cheah 20 |
| r:+0.69 25.89    | 53.66 (53.66)             | 1:22.71 (1:22.71)      | 1:52.50 (1:52.50)          |
| 2:17.81 (25.31)  | 2:46.56 (54.06)           | 3:16.09 (1:23.59)      | 3:44.95 (1:52.45)          |
| 4:11.25 (26.30)  | 4:40.92 (55.97)           | 5:10.72 (1:25.77)      | 5:37.97 (1:53.02)          |
| 6:04.56 (26.59)  | 6:33.43 (55.46)           | 7:02.58 (1:24.61)      | 7:30.73 (1:52.76)          |



## Southeast Asian Games 2009 SWIMMING - 10/12/2009 to 14/12/2009

## Results

**(Event 6 Men 800 LC Meter Freestyle Relay)**

| Team                    | Relay                       | Seed Time                    | Finals Time                  |
|-------------------------|-----------------------------|------------------------------|------------------------------|
| 2 Philippines           | A                           | 7:36.40                      | 7:31.10 *                    |
| 1) Charles Walker 18    | 2) r:+0.30 Jessie Lacuna 15 | 3) r:+0.47 Ryan Arabejo 19   | 4) r:+0.29 Miguel Molina 24  |
| r:+0.68 26.20           | 54.88 (54.88)               | 1:23.64 (1:23.64)            | 1:53.25 (1:53.25)            |
| 2:19.61 (26.36)         | 2:47.99 (54.74)             | 3:16.74 (1:23.49)            | 3:45.44 (1:52.19)            |
| 4:12.52 (27.08)         | 4:41.53 (56.09)             | 5:10.76 (1:25.32)            | 5:39.27 (1:53.83)            |
| 6:06.45 (27.18)         | 6:35.48 (56.21)             | 7:04.41 (1:25.14)            | 7:31.10 (1:51.83)            |
| 3 Malaysia              | A                           | 7:41.50                      | 7:36.89                      |
| 1) Jian Beng Foo 18     | 2) r:+0.40 Kevin Yeap 19    | 3) r:+0.46 Kevin Lim 16      | 4) r:+0.27 Daniel Bego 19    |
| r:+0.70 25.11           | 53.18 (53.18)               | 1:23.91 (1:23.91)            | 1:56.45 (1:56.45)            |
| 2:21.84 (25.39)         | 2:49.85 (53.40)             | 3:19.29 (1:22.84)            | 3:49.07 (1:52.62)            |
| 4:15.71 (26.64)         | 4:45.15 (56.08)             | 5:15.23 (1:26.16)            | 5:45.87 (1:56.80)            |
| 6:10.64 (24.77)         | 6:38.48 (52.61)             | 7:07.61 (1:21.74)            | 7:36.89 (1:51.02)            |
| 4 Thailand              | A                           | NT                           | 7:44.36                      |
| 1) Sanit Tiewong 13     | 2) r:+0.48 Kittipong K 23   | 3) r:+0.34 Nithipanya A 17   | 4) r:+0.38 Tharnawat T 21    |
| r:+0.85 25.73           | 54.28 (54.28)               | 1:25.27 (1:25.27)            | 1:56.41 (1:56.41)            |
| 2:22.52 (26.11)         | 2:51.15 (54.74)             | 3:20.78 (1:24.37)            | 3:50.80 (1:54.39)            |
| 4:17.36 (26.56)         | 4:46.72 (55.92)             | 5:16.74 (1:25.94)            | 5:45.86 (1:55.06)            |
| 6:12.51 (26.65)         | 6:43.13 (57.27)             | 7:14.76 (1:28.90)            | 7:44.36 (1:58.50)            |
| 5 Indonesia             | A                           | 7:26.47                      | 7:44.51                      |
| 1) Triady Fauzi 17      | 2) r:+0.48 Donny B Utomo 29 | 3) r:+0.07 Glenn S Victor 19 | 4) r:+0.42 Idham M Dasuki 17 |
| r:+0.65 25.58           | 53.74 (53.74)               | 1:23.69 (1:23.69)            | 1:53.34 (1:53.34)            |
| 2:20.07 (26.73)         | 2:49.23 (55.89)             | 3:19.05 (1:25.71)            | 3:49.01 (1:55.67)            |
| 4:16.20 (27.19)         | 4:46.65 (57.64)             | 5:17.42 (1:28.41)            | 5:46.92 (1:57.91)            |
| 6:13.59 (26.67)         | 6:43.44 (56.52)             | 7:13.62 (1:26.70)            | 7:44.51 (1:57.59)            |
| 6 Laos                  | A                           | NT                           | 10:22.72                     |
| 1) S Soukshathaphone 16 | 2) r:+0.26 S Sonemina 20    | 3) r:+0.48 S Saylom 19       | 4) r:+0.32 T Thepphitack 17  |
| r:+0.69 29.23           | 1:04.67 (1:04.67)           | 1:45.83 (1:45.83)            | 2:28.27 (2:28.27)            |
| 3:02.19 (33.92)         | 3:41.48 (1:13.21)           | 4:25.38 (1:57.11)            | 5:08.01 (2:39.74)            |
| 5:40.82 (32.81)         | 6:19.99 (1:11.98)           | 7:03.70 (1:55.69)            | 7:46.96 (2:38.95)            |
| 8:18.77 (31.81)         | 8:56.80 (1:09.84)           | 9:39.21 (1:52.25)            | 10:22.72 (2:35.76)           |

**Event 7 Women 800 LC Meter Freestyle Relay****Straight Final**

MR: 8:20.77 \* 07/12/2007

THA

| Team                | Relay                            | Seed Time                  | Finals Time               |
|---------------------|----------------------------------|----------------------------|---------------------------|
| 1 Singapore         | A                                | 8:09.91                    | 8:11.75 *                 |
| 1) Ting Wen Quah 16 | 2) r:+0.22 Lynette Lim 16        | 3) r:+0.37 Xiang QI Lim 16 | 4) r:+0.34 Mylene Ong 17  |
| r:+0.71 28.50       | 59.32 (59.32)                    | 1:30.92 (1:30.92)          | 2:02.13 (2:02.13)         |
| 2:30.39 (28.26)     | 3:00.71 (58.58)                  | 3:31.83 (1:29.70)          | 4:02.96 (2:00.83)         |
| 4:31.44 (28.48)     | 5:03.35 (1:00.39)                | 5:36.09 (1:33.13)          | 6:08.22 (2:05.26)         |
| 6:35.74 (27.52)     | 7:06.41 (58.19)                  | 7:38.41 (1:30.19)          | 8:11.75 (2:03.53)         |
| 2 Thailand          | A                                | NT                         | 8:18.00 *                 |
| 1) Benjaporn S 13   | 2) r:+0.04 Rutai Santadvatana 26 | 3) r:+0.54 Jiratida P 20   | 4) r:+0.64 Natthanan J 22 |
| r:+0.75 28.84       | 1:00.27 (1:00.27)                | 1:32.97 (1:32.97)          | 2:04.53 (2:04.53)         |
| 2:32.51 (27.98)     | 3:03.51 (58.98)                  | 3:35.26 (1:30.73)          | 4:06.94 (2:02.41)         |
| 4:35.23 (28.29)     | 5:05.87 (58.93)                  | 5:38.43 (1:31.49)          | 6:12.40 (2:05.46)         |
| 6:41.81 (29.41)     | 7:13.74 (1:01.34)                | 7:46.45 (1:34.05)          | 8:18.00 (2:05.60)         |



## Southeast Asian Games 2009 SWIMMING - 10/12/2009 to 14/12/2009

## Results

## (Event 7 Women 800 LC Meter Freestyle Relay)

| Team                  | Relay                         | Seed Time                       | Finals Time                     |
|-----------------------|-------------------------------|---------------------------------|---------------------------------|
| 3 Malaysia            | A                             | 8:37.00                         | 8:29.12                         |
| 1) Yi Ting Siow 23    | 2) r:+0.03 Wei LI Lai 15      | 3) r:+0.53 Siew Siew Hii 14     | 4) r:+0.33 Cai Lin Khoo 20      |
| r:+0.72 29.86         | 1:02.14 (1:02.14)             | 1:35.42 (1:35.42)               | 2:08.99 (2:08.99)               |
| 2:38.09 (29.10)       | 3:10.33 (1:01.34)             | 3:43.90 (1:34.91)               | 4:16.86 (2:07.87)               |
| 4:46.15 (29.29)       | 5:18.58 (1:01.72)             | 5:52.00 (1:35.14)               | 6:25.51 (2:08.65)               |
| 6:53.49 (27.98)       | 7:24.94 (59.43)               | 7:57.26 (1:31.75)               | 8:29.12 (2:03.61)               |
| 4 Philippines         | A                             | 8:36.70                         | 8:33.30                         |
| 1) Erica Totten 20    | 2) r:+0.14 Maria Gandionco 19 | 3) r:+0.44 Jasmine Ong 14       | 4) r:+0.30 Jasmine Alkhalidi 15 |
| r:+0.76 29.13         | 1:00.20 (1:00.20)             | 1:32.31 (1:32.31)               | 2:04.45 (2:04.45)               |
| 2:33.52 (29.07)       | 3:06.16 (1:01.71)             | 3:39.73 (1:35.28)               | 4:13.75 (2:09.30)               |
| 4:43.72 (29.97)       | 5:16.92 (1:03.17)             | 5:51.70 (1:37.95)               | 6:25.69 (2:11.94)               |
| 6:54.14 (28.45)       | 7:26.70 (1:01.01)             | 8:00.34 (1:34.65)               | 8:33.30 (2:07.61)               |
| 5 Indonesia           | A                             | 8:40.47                         | 8:58.48                         |
| 1) Enny Susilowati 19 | 2) r:+0.49 Raina Saumi 13     | 3) r:+0.35 Fibriani R Marita 14 | 4) r:+0.64 Ressa Ressa 14       |
| r:+0.70 30.26         | 1:04.01 (1:04.01)             | 1:40.87 (1:40.87)               | 2:18.19 (2:18.19)               |
| 2:48.73 (30.54)       | 3:22.16 (1:03.97)             | 3:56.90 (1:38.71)               | 4:31.48 (2:13.29)               |
| 5:01.67 (30.19)       | 5:36.03 (1:04.55)             | 6:11.86 (1:40.38)               | 6:46.58 (2:15.10)               |
| 7:15.97 (29.39)       | 7:48.86 (1:02.28)             | 8:23.43 (1:36.85)               | 8:58.48 (2:11.90)               |
| 6 Laos                | A                             | NT                              | 11:48.45                        |
| 1) D Dadheuang 15     | 2) r:+0.00 N Napha 10         | 3) r:+0.43 V Veomany 12         | 4) r:+0.47 T Thepaksone 13      |
| r:+0.80 35.05         | 1:17.92 (1:17.92)             | 2:04.70 (2:04.70)               | 2:27.90 (2:27.90)               |
| 3:30.06 (1:02.16)     | 4:16.80 (1:48.90)             | 5:04.77 (2:36.87)               | 5:50.13 (3:22.23)               |
| 6:28.12 (37.99)       | 7:12.81 (1:22.68)             | 7:59.84 (2:09.71)               | 8:45.34 (2:55.21)               |
| 9:24.68 (39.34)       | 10:11.28 (1:25.94)            | 11:00.65 (2:15.31)              | 11:48.45 (3:03.11)              |

## Event 8 Men 100 LC Meter Freestyle

| Name               | MR: 50.80 * 10/09/2001 | Age | Team        | Richard Sam Bera | INA | Prelim Time | Finals Time |
|--------------------|------------------------|-----|-------------|------------------|-----|-------------|-------------|
| <b>Finals</b>      |                        |     |             |                  |     |             |             |
| 1 Daniel Bego      |                        | 19  | Malaysia    |                  |     | 51.63       | 50.16*      |
| r:+0.71 24.07      | 50.16 (26.09)          |     |             |                  |     |             |             |
| 2 Charles Walker   |                        | 18  | Philippines |                  |     | 52.30       | 50.96       |
| r:+0.64 24.46      | 50.96 (26.50)          |     |             |                  |     |             |             |
| 3 Russell Ong      |                        | 19  | Singapore   |                  |     | 51.93       | 51.05       |
| r:+0.62 24.23      | 51.05 (26.82)          |     |             |                  |     |             |             |
| 4 Jian Beng Foo    |                        | 18  | Malaysia    |                  |     | 52.52       | 51.22       |
| r:+0.70 24.19      | 51.22 (27.03)          |     |             |                  |     |             |             |
| 5 Triady Fauzi     |                        | 17  | Indonesia   |                  |     | 51.75       | 51.24       |
| r:+0.62 24.57      | 51.24 (26.67)          |     |             |                  |     |             |             |
| 6 Guntur P Pratama |                        | 18  | Indonesia   |                  |     | 51.75       | 51.29       |
| r:+0.71 24.40      | 51.29 (26.89)          |     |             |                  |     |             |             |
| 7 Daniel Coakley   |                        | 19  | Philippines |                  |     | 51.69       | 51.45       |
| r:+0.68 23.77      | 51.45 (27.68)          |     |             |                  |     |             |             |
| 8 Thanyanant P     |                        | 19  | Thailand    |                  |     | 52.61       | 52.73       |
| r:+0.73 25.61      | 52.73 (27.12)          |     |             |                  |     |             |             |



## Southeast Asian Games 2009 SWIMMING - 10/12/2009 to 14/12/2009

## Results

## Preliminaries ... (Event 8 Men 100 LC Meter Freestyle)


| Name                 | Age | Team     | Prelim Time     | Finals Time |
|----------------------|-----|----------|-----------------|-------------|
| <b>Preliminaries</b> |     |          |                 |             |
| 9 Thanh Hai Nguyen   | 24  | Vietnam  | 53.25           |             |
| 25.84                |     |          | 53.25 (27.41)   |             |
| 10 Quy Phuoc Hoang   | 15  | Vietnam  | 54.33           |             |
| 25.78                |     |          | 54.33 (28.55)   |             |
| 11 S Soulasane       | 17  | Laos     | 1:04.63         |             |
| 29.35                |     |          | 1:04.63 (35.28) |             |
| 12 Sao Sedarath      | 17  | Cambodia | 1:05.61         |             |
| 31.75                |     |          | 1:05.61 (33.86) |             |
| 13 S Saylom          | 19  | Laos     | 1:07.70         |             |
| 30.95                |     |          | 1:07.70 (36.75) |             |

## Event 8 Men 100 LC Meter Freestyle

MR: 50.80 \* 10/09/2001 Richard Sam Bera

INA

| Name                 | Age | Team        | Seed Time       | Prelim Time |
|----------------------|-----|-------------|-----------------|-------------|
| <b>Preliminaries</b> |     |             |                 |             |
| 1 Daniel Bego        | 19  | Malaysia    | 50.86           | 51.63 q     |
| 25.18                |     |             | 51.63 (26.45)   |             |
| 2 Daniel Coakley     | 19  | Philippines | 51.90           | 51.69 q     |
| 23.84                |     |             | 51.69 (27.85)   |             |
| *3 Guntur P Pratama  | 18  | Indonesia   | 52.22           | 51.75 q     |
| r:+0.69 25.18        |     |             | 51.75 (26.57)   |             |
| *3 Triady Fauzi      | 17  | Indonesia   | 52.60           | 51.75 q     |
| 24.73                |     |             | 51.75 (27.02)   |             |
| 5 Russell Ong        | 19  | Singapore   | 51.72           | 51.93 q     |
| r:+0.62 24.95        |     |             | 51.93 (26.98)   |             |
| 6 Charles Walker     | 18  | Philippines | 51.90           | 52.30 q     |
| r:+0.67 24.56        |     |             | 52.30 (27.74)   |             |
| 7 Jian Beng Foo      | 18  | Malaysia    | 52.20           | 52.52 q     |
| 25.30                |     |             | 52.52 (27.22)   |             |
| 8 Thanyanant P       | 19  | Thailand    | 53.20           | 52.61 q     |
| r:+0.72 25.78        |     |             | 52.61 (26.83)   |             |
| 9 Thanh Hai Nguyen   | 24  | Vietnam     | 53.00           | 53.25       |
| r:+0.71 25.84        |     |             | 53.25 (27.41)   |             |
| 10 Quy Phuoc Hoang   | 15  | Vietnam     | 53.05           | 54.33       |
| 25.78                |     |             | 54.33 (28.55)   |             |
| 11 S Soulasane       | 17  | Laos        | NT              | 1:04.63     |
| 29.35                |     |             | 1:04.63 (35.28) |             |
| 12 Sao Sedarath      | 17  | Cambodia    | 1:01.28         | 1:05.61     |
| 31.75                |     |             | 1:05.61 (33.86) |             |
| 13 S Saylom          | 19  | Laos        | NT              | 1:07.70     |
| r:+0.73 30.95        |     |             | 1:07.70 (36.75) |             |
| --- Maximov Chamraen | 12  | Cambodia    | 1:04.21         | SCR         |



## Southeast Asian Games 2009 SWIMMING - 10/12/2009 to 14/12/2009

## Results

## Event 9 Women 100 LC Meter Breaststroke


MR: 1:10.15 \* 08/12/2007 Nicolette Teo

|                      |                    |      |                 | SIN         |           |
|----------------------|--------------------|------|-----------------|-------------|-----------|
| Name                 | Age                | Team | Prelim Time     | Finals Time |           |
| <b>Finals</b>        |                    |      |                 |             |           |
| 1                    | YI Ting Siow       | 23   | Malaysia        | 1:11.70     | 1:09.82 * |
|                      | r:+0.66 32.79      |      | 1:09.82 (37.03) |             |           |
| 2                    | Roanne HO          | 16   | Singapore       | 1:13.18     | 1:12.54   |
|                      | r:+0.71 33.57      |      | 1:12.54 (38.97) |             |           |
| 3                    | Erika Kong         | 13   | Malaysia        | 1:15.04     | 1:13.18   |
|                      | r:+0.71 33.99      |      | 1:13.18 (39.19) |             |           |
| 4                    | Thi Hue Pham       | 18   | Vietnam         | 1:14.83     | 1:13.49   |
|                      | r:+0.83 34.37      |      | 1:13.49 (39.12) |             |           |
| 5                    | Cheryl Lim         | 14   | Singapore       | 1:14.86     | 1:13.60   |
|                      | r:+0.70 34.25      |      | 1:13.60 (39.35) |             |           |
| 6                    | Phiangkhwan P      | 12   | Thailand        | 1:14.52     | 1:13.88   |
|                      | r:+0.77 35.31      |      | 1:13.88 (38.57) |             |           |
| 7                    | Panward Jitpairroj | 19   | Thailand        | 1:14.35     | 1:14.39   |
|                      | r:+0.76 34.50      |      | 1:14.39 (39.89) |             |           |
| 8                    | Afi Noviandari     | 15   | Indonesia       | 1:14.37     | 1:14.50   |
|                      | r:+0.75 35.54      |      | 1:14.50 (38.96) |             |           |
| <b>Preliminaries</b> |                    |      |                 |             |           |
| 9                    | Thi Thuan Tran     | 18   | Vietnam         | 1:15.71     |           |
|                      | 36.06              |      | 1:15.71 (39.65) |             |           |
| 10                   | KP Margaretha      | 16   | Indonesia       | 1:16.30     |           |
|                      | 36.59              |      | 1:16.30 (39.71) |             |           |
| 11                   | Hemthon Vitiny     | 23   | Cambodia        | 1:29.17     |           |
|                      | 41.95              |      | 1:29.17 (47.22) |             |           |
| 12                   | T Thepaksone       | 13   | Laos            | 1:38.51     |           |
|                      | 46.60              |      | 1:38.51 (51.91) |             |           |
| 13                   | C Chansamone       | 19   | Laos            | 1:41.28     |           |
|                      | 47.20              |      | 1:41.28 (54.08) |             |           |
| 14                   | Yen Davin          | 16   | Cambodia        | 1:44.78     |           |
|                      | 47.15              |      | 1:44.78 (57.63) |             |           |

## Event 9 Women 100 LC Meter Breaststroke

MR: 1:10.15 \* 08/12/2007 Nicolette Teo

|                      |                    |      |                 | SIN         |           |
|----------------------|--------------------|------|-----------------|-------------|-----------|
| Name                 | Age                | Team | Seed Time       | Prelim Time |           |
| <b>Preliminaries</b> |                    |      |                 |             |           |
| 1                    | YI Ting Siow       | 23   | Malaysia        | 1:11.60     | 1:11.70 q |
|                      | 33.37              |      | 1:11.70 (38.33) |             |           |
| 2                    | Roanne HO          | 16   | Singapore       | 1:12.11     | 1:13.18 q |
|                      | 33.64              |      | 1:13.18 (39.54) |             |           |
| 3                    | Panward Jitpairroj | 19   | Thailand        | 1:15.70     | 1:14.35 q |
|                      | 34.89              |      | 1:14.35 (39.46) |             |           |
| 4                    | Afi Noviandari     | 15   | Indonesia       | 1:14.70     | 1:14.37 q |
|                      | 35.40              |      | 1:14.37 (38.97) |             |           |
| 5                    | Phiangkhwan P      | 12   | Thailand        | 1:15.60     | 1:14.52 q |
|                      | 34.57              |      | 1:14.52 (39.95) |             |           |



## Southeast Asian Games 2009 SWIMMING - 10/12/2009 to 14/12/2009

## Results

## Preliminaries ... (Event 9 Women 100 LC Meter Breaststroke)

| Name              | Age             | Team      | Seed Time | Prelim Time |   |
|-------------------|-----------------|-----------|-----------|-------------|---|
| 6 Thi Hue Pham    | 18              | Vietnam   | 1:14.00   | 1:14.83     | q |
| 35.58             | 1:14.83 (39.25) |           |           |             |   |
| 7 Cheryl Lim      | 14              | Singapore | 1:14.42   | 1:14.86     | q |
| 35.76             | 1:14.86 (39.10) |           |           |             |   |
| 8 Erika Kong      | 13              | Malaysia  | 1:12.90   | 1:15.04     | q |
| 34.96             | 1:15.04 (40.08) |           |           |             |   |
| 9 Thi Thuan Tran  | 18              | Vietnam   | 1:14.99   | 1:15.71     |   |
| 36.06             | 1:15.71 (39.65) |           |           |             |   |
| 10 KP Margaretha  | 16              | Indonesia | 1:14.57   | 1:16.30     |   |
| 36.59             | 1:16.30 (39.71) |           |           |             |   |
| 11 Hemthou Vitiny | 23              | Cambodia  | 1:25.12   | 1:29.17     |   |
| 41.95             | 1:29.17 (47.22) |           |           |             |   |
| 12 T Thepaksone   | 13              | Laos      | NT        | 1:38.51     |   |
| 46.60             | 1:38.51 (51.91) |           |           |             |   |
| 13 C Chansamone   | 19              | Laos      | NT        | 1:41.28     |   |
| 47.20             | 1:41.28 (54.08) |           |           |             |   |
| 14 Yen Davin      | 16              | Cambodia  | 1:43.58   | 1:44.78     |   |
| 47.15             | 1:44.78 (57.63) |           |           |             |   |

## Event 10 Men 100 LC Meter Breaststroke

MR: 1:02.59 \* 11/12/2009 Indra Gunawan

INA

| Name                 | Age             | Team        | Prelim Time | Finals Time |
|----------------------|-----------------|-------------|-------------|-------------|
| <b>Finals</b>        |                 |             |             |             |
| 1 Huu Viet Nguyen    | 20              | Vietnam     | 1:03.77     | 1:01.60 *   |
| r:+0.72 29.29        | 1:01.60 (32.31) |             |             |             |
| 2 Indra Gunawan      | 20              | Indonesia   | 1:02.59     | 1:01.92 *   |
| r:+0.76 29.43        | 1:01.92 (32.49) |             |             |             |
| 3 Vorravuti Aumpiwan | 25              | Thailand    | 1:04.57     | 1:02.60     |
| r:+0.82 29.73        | 1:02.60 (32.87) |             |             |             |
| 4 Jia Hao NG         | 17              | Singapore   | 1:04.48     | 1:04.14     |
| r:+0.70 29.93        | 1:04.14 (34.21) |             |             |             |
| 5 Nicko R Biondi     | 19              | Indonesia   | 1:04.96     | 1:04.51     |
| r:+0.67 29.73        | 1:04.51 (34.78) |             |             |             |
| 6 See Tuan Yap       | 19              | Malaysia    | 1:05.16     | 1:04.94     |
| r:+0.71 30.67        | 1:04.94 (34.27) |             |             |             |
| 7 Mark Tan           | 22              | Singapore   | 1:05.32     | 1:04.96     |
| r:+0.68 30.40        | 1:04.96 (34.56) |             |             |             |
| 8 Nuttapong Ketin    | 16              | Thailand    | 1:05.86     | 1:05.16     |
| r:+0.91 30.86        | 1:05.16 (34.30) |             |             |             |
| <b>Preliminaries</b> |                 |             |             |             |
| 9 Banjo Borja        | 16              | Philippines | 1:08.26     |             |
| 31.87                | 1:08.26 (36.39) |             |             |             |
| 10 Hem Thonponloeu   | 18              | Cambodia    | 1:13.96     |             |
| 34.36                | 1:13.96 (39.60) |             |             |             |
| 11 A Anulack         | 17              | Laos        | 1:19.39     |             |
| 35.63                | 1:19.39 (43.76) |             |             |             |



## Southeast Asian Games 2009 SWIMMING - 10/12/2009 to 14/12/2009

## Results

## Preliminaries ... (Event 10 Men 100 LC Meter Breaststroke)

| Name          | Age   | Team     | Prelim Time     | Finals Time |
|---------------|-------|----------|-----------------|-------------|
| 12 N Nilaphon | 20    | Laos     | 1:20.63         |             |
|               | 35.21 |          | 1:20.63 (45.42) |             |
| 13 Kun Narak  | 23    | Cambodia | 1:22.84         |             |
|               | 39.30 |          | 1:22.84 (43.54) |             |

## Event 10 Men 100 LC Meter Breaststroke

MR: 1:02.59 \* 11/12/2009 Indra Gunawan

INA


| Name                 | Age   | Team        | Seed Time | Prelim Time     |
|----------------------|-------|-------------|-----------|-----------------|
| <b>Preliminaries</b> |       |             |           |                 |
| 1 Indra Gunawan      | 20    | Indonesia   | 1:01.50   | 1:02.59* q      |
|                      | 29.20 |             |           | 1:02.59 (33.39) |
| 2 Huu Viet Nguyen    | 20    | Vietnam     | 1:02.02   | 1:03.77 q       |
|                      | 30.57 |             |           | 1:03.77 (33.20) |
| 3 Jia Hao NG         | 17    | Singapore   | 1:04.46   | 1:04.48 q       |
|                      | 30.47 |             |           | 1:04.48 (34.01) |
| 4 Vorravuti Aumpiwan | 25    | Thailand    | 1:04.30   | 1:04.57 q       |
|                      | 30.61 |             |           | 1:04.57 (33.96) |
| 5 Nicko R Biondi     | 19    | Indonesia   | 1:04.52   | 1:04.96 q       |
|                      | 30.23 |             |           | 1:04.96 (34.73) |
| 6 See Tuan Yap       | 19    | Malaysia    | 1:05.80   | 1:05.16 q       |
|                      | 30.26 |             |           | 1:05.16 (34.90) |
| 7 Mark Tan           | 22    | Singapore   | 1:05.02   | 1:05.32 q       |
|                      | 30.45 |             |           | 1:05.32 (34.87) |
| 8 Nuttapon Ketin     | 16    | Thailand    | 1:04.40   | 1:05.86 q       |
|                      | 31.02 |             |           | 1:05.86 (34.84) |
| 9 Banjo Borja        | 16    | Philippines | 1:07.60   | 1:08.26         |
|                      | 31.87 |             |           | 1:08.26 (36.39) |
| 10 Hem Thonponloeu   | 18    | Cambodia    | 1:17.12   | 1:13.96         |
|                      | 34.36 |             |           | 1:13.96 (39.60) |
| 11 A Anulack         | 17    | Laos        | NT        | 1:19.39         |
|                      | 35.63 |             |           | 1:19.39 (43.76) |
| 12 N Nilaphon        | 20    | Laos        | NT        | 1:20.63         |
|                      | 35.21 |             |           | 1:20.63 (45.42) |
| 13 Kun Narak         | 23    | Cambodia    | 1:19.24   | 1:22.84         |
|                      | 39.30 |             |           | 1:22.84 (43.54) |
| --- V Vilapong       | 21    | Laos        | NT        | SCR             |

## Event 11 Women 400 LC Meter Freestyle

MR: 4:18.20 \* 08/12/2007 Khoo Cai Lin

MAS

| Name           | Age             | Team     | Prelim Time     | Finals Time     |
|----------------|-----------------|----------|-----------------|-----------------|
| <b>Finals</b>  |                 |          |                 |                 |
| 1 Cai Lin Khoo | 20              | Malaysia | 4:27.50         | 4:10.75*        |
|                | r:+0.71 29.45   |          | 1:01.32 (31.87) | 1:33.62 (32.30) |
|                | 2:36.81 (31.41) |          | 3:08.45 (31.64) | 3:40.42 (31.97) |
|                |                 |          | 2:05.40 (31.78) | 4:10.75 (30.33) |



## Southeast Asian Games 2009 SWIMMING - 10/12/2009 to 14/12/2009

## Results


## Finals ... (Event 11 Women 400 LC Meter Freestyle)

| Name                 | Age             | Team            | Prelim Time     | Finals Time |
|----------------------|-----------------|-----------------|-----------------|-------------|
| 2 Lynette Lim        | 16              | Singapore       | 4:27.78         | 4:11.24 *   |
| r:+0.67 29.75        | 1:01.31 (31.56) | 1:33.35 (32.04) | 2:05.27 (31.92) |             |
| 2:37.12 (31.85)      | 3:08.56 (31.44) | 3:40.16 (31.60) | 4:11.24 (31.08) |             |
| 3 Ting Wen Quah      | 16              | Singapore       | 4:28.07         | 4:17.85 *   |
| r:+0.71 29.92        | 1:01.68 (31.76) | 1:33.74 (32.06) | 2:05.97 (32.23) |             |
| 2:38.16 (32.19)      | 3:11.19 (33.03) | 3:44.73 (33.54) | 4:17.85 (33.12) |             |
| 4 Rutai Santadvatana | 26              | Thailand        | 4:28.10         | 4:19.10     |
| r:+0.83 29.84        | 1:01.82 (31.98) | 1:34.54 (32.72) | 2:07.19 (32.65) |             |
| 2:40.06 (32.87)      | 3:13.18 (33.12) | 3:46.57 (33.39) | 4:19.10 (32.53) |             |
| 5 Erica Totten       | 20              | Philippines     | 4:28.00         | 4:21.70     |
| r:+0.73 29.96        | 1:02.60 (32.64) | 1:35.36 (32.76) | 2:08.56 (33.20) |             |
| 2:41.81 (33.25)      | 3:15.38 (33.57) | 3:49.07 (33.69) | 4:21.70 (32.63) |             |
| 6 Wei LI Lai         | 15              | Malaysia        | 4:29.71         | 4:28.20     |
| r:+0.61 30.35        | 1:02.97 (32.62) | 1:36.62 (33.65) | 2:10.74 (34.12) |             |
| 2:45.12 (34.38)      | 3:19.74 (34.62) | 3:54.30 (34.56) | 4:28.20 (33.90) |             |
| 7 Benjaporn S        | 13              | Thailand        | 4:33.56         | 4:30.48     |
| r:+0.77 30.18        | 1:02.79 (32.61) | 1:35.93 (33.14) | 2:09.22 (33.29) |             |
| 2:43.61 (34.39)      | 3:21.33 (37.72) | 3:56.87 (35.54) | 4:30.48 (33.61) |             |
| 8 Raina Saumi        | 13              | Indonesia       | 4:29.95         | 4:30.74     |
| r:+0.85 30.78        | 1:03.98 (33.20) | 1:38.12 (34.14) | 2:12.18 (34.06) |             |
| 2:46.69 (34.51)      | 3:21.59 (34.90) | 3:56.48 (34.89) | 4:30.74 (34.26) |             |
| <b>Preliminaries</b> |                 |                 |                 |             |
| 9 Ressa Ressa        | 14              | Indonesia       | 4:36.85         |             |
| 31.47                | 1:05.50 (34.03) | 1:40.42 (34.92) | 2:15.48 (35.06) |             |
| 2:50.46 (34.98)      | 3:25.98 (35.52) | 4:01.78 (35.80) | 4:36.85 (35.07) |             |

## Event 11 Women 400 LC Meter Freestyle

MR: 4:18.20 \* 08/12/2007 Khoo Cai Lin MAS

| Name                 | Age             | Team            | Seed Time       | Prelim Time |
|----------------------|-----------------|-----------------|-----------------|-------------|
| <b>Preliminaries</b> |                 |                 |                 |             |
| 1 Cai Lin Khoo       | 20              | Malaysia        | 4:17.00         | 4:27.50 q   |
| 30.57                | 1:03.70 (33.13) | 1:37.63 (33.93) | 2:11.93 (34.30) |             |
| 2:46.26 (34.33)      | 3:20.52 (34.26) | 3:55.33 (34.81) | 4:27.50 (32.17) |             |
| 2 Lynette Lim        | 16              | Singapore       | 4:14.25         | 4:27.78 q   |
| 31.18                | 1:04.56 (33.38) | 1:38.42 (33.86) | 2:12.34 (33.92) |             |
| 2:46.58 (34.24)      | 3:20.64 (34.06) | 3:54.69 (34.05) | 4:27.78 (33.09) |             |
| 3 Erica Totten       | 20              | Philippines     | 4:21.30         | 4:28.00 q   |
| 31.10                | 1:04.73 (33.63) | 1:38.69 (33.96) | 2:12.60 (33.91) |             |
| 2:46.72 (34.12)      | 3:20.86 (34.14) | 3:54.82 (33.96) | 4:28.00 (33.18) |             |
| 4 Ting Wen Quah      | 16              | Singapore       | 4:13.70         | 4:28.07 q   |
| 30.44                | 1:03.59 (33.15) | 1:37.66 (34.07) | 2:11.71 (34.05) |             |
| 2:46.20 (34.49)      | 3:20.49 (34.29) | 3:55.38 (34.89) | 4:28.07 (32.69) |             |
| 5 Rutai Santadvatana | 26              | Thailand        | 4:23.10         | 4:28.10 q   |
| 31.33                | 1:04.83 (33.50) | 1:38.56 (33.73) | 2:12.69 (34.13) |             |
| 2:46.46 (33.77)      | 3:20.74 (34.28) | 3:54.49 (33.75) | 4:28.10 (33.61) |             |



## Southeast Asian Games 2009 SWIMMING - 10/12/2009 to 14/12/2009

## Results

## Preliminaries ... (Event 11 Women 400 LC Meter Freestyle)


| Name            | Age             | Team            | Seed Time       | Prelim Time |   |
|-----------------|-----------------|-----------------|-----------------|-------------|---|
| 6 Wei LI Lai    | 15              | Malaysia        | 4:24.50         | 4:29.71     | q |
| 30.73           | 1:03.71 (32.98) | 1:37.99 (34.28) | 2:12.38 (34.39) |             |   |
| 2:46.90 (34.52) | 3:21.67 (34.77) | 3:56.32 (34.65) | 4:29.71 (33.39) |             |   |
| 7 Raina Saumi   | 13              | Indonesia       | 4:25.10         | 4:29.95     | q |
| 31.34           | 1:05.01 (33.67) | 1:38.97 (33.96) | 2:13.08 (34.11) |             |   |
| 2:47.09 (34.01) | 3:21.50 (34.41) | 3:55.73 (34.23) | 4:29.95 (34.22) |             |   |
| 8 Benjaporn S   | 13              | Thailand        | 4:21.60         | 4:33.56     | q |
| 31.08           | 1:05.01 (33.93) | 1:39.47 (34.46) | 2:14.30 (34.83) |             |   |
| 2:48.82 (34.52) | 3:23.18 (34.36) | 3:58.45 (35.27) | 4:33.56 (35.11) |             |   |
| 9 Ressa Ressa   | 14              | Indonesia       | 4:26.70         | 4:36.85     |   |
| 31.47           | 1:05.50 (34.03) | 1:40.42 (34.92) | 2:15.48 (35.06) |             |   |
| 2:50.46 (34.98) | 3:25.98 (35.52) | 4:01.78 (35.80) | 4:36.85 (35.07) |             |   |

## Event 12 Men 200 LC Meter IM

MR: 2:03.54 \* 07/12/2003 Ratapong Sirisanont

THA

| Name                    | Age             | Team            | Prelim Time     | Finals Time |
|-------------------------|-----------------|-----------------|-----------------|-------------|
| <b>Finals</b>           |                 |                 |                 |             |
| 1 Miguel Molina         | 24              | Philippines     | 2:09.60         | 2:03.68     |
| r:+0.70 26.97           | 58.15 (31.18)   | 1:34.81 (36.66) | 2:03.68 (28.87) |             |
| 2 Nuttapong Ketin       | 16              | Thailand        | 2:08.68         | 2:04.17     |
| r:+0.84 27.44           | 1:00.77 (33.33) | 1:34.89 (34.12) | 2:04.17 (29.28) |             |
| 3 Joshua Lim            | 20              | Singapore       | 2:09.80         | 2:05.33     |
| r:+0.67 26.85           | 58.37 (31.52)   | 1:36.01 (37.64) | 2:05.33 (29.32) |             |
| 4 Sheng Jun Pang        | 16              | Singapore       | 2:09.08         | 2:06.60     |
| r:+0.77 27.32           | 1:01.06 (33.74) | 1:38.15 (37.09) | 2:06.60 (28.45) |             |
| 5 Akbar M Nasution      | 25              | Indonesia       | 2:10.17         | 2:06.97     |
| r:+0.77 27.22           | 1:00.10 (32.88) | 1:36.92 (36.82) | 2:06.97 (30.05) |             |
| 6 Robert Walsh          | 19              | Philippines     | 2:09.38         | 2:08.41     |
| r:+0.70 27.52           | 1:00.47 (32.95) | 1:37.29 (36.82) | 2:08.41 (31.12) |             |
| 7 Melvin Chua           | 19              | Malaysia        | 2:10.80         | 2:09.68     |
| r:+0.78 27.96           | 1:00.76 (32.80) | 1:39.22 (38.46) | 2:09.68 (30.46) |             |
| 8 Radomyos Matjiur      | 20              | Thailand        | 2:09.86         | 2:10.97     |
| r:+0.78 27.77           | 1:00.56 (32.79) | 1:37.43 (36.87) | 2:10.97 (33.54) |             |
| <b>Preliminaries</b>    |                 |                 |                 |             |
| 9 Ngoc Quang Bao Nguyen | 18              | Vietnam         | 2:12.56         |             |
| 28.26                   | 1:02.07 (33.81) | 1:41.67 (39.60) | 2:12.56 (30.89) |             |
| 10 Idham M Dasuki       | 17              | Indonesia       | 2:12.97         |             |
| 28.50                   | 1:04.27 (35.77) | 1:41.49 (37.22) | 2:12.97 (31.48) |             |
| 11 Ian James Barr       | 13              | Malaysia        | 2:15.05         |             |
| 29.53                   | 1:02.92 (33.39) | 1:43.88 (40.96) | 2:15.05 (31.17) |             |
| 12 Hem Thonponloeu      | 18              | Cambodia        | 2:33.01         |             |
| 31.76                   | 1:13.94 (42.18) | 1:56.16 (42.22) | 2:33.01 (36.85) |             |
| 13 Van TY Nguyen        | 19              | Vietnam         | 2:34.83         |             |
| 29.35                   | 1:06.57 (37.22) | 1:55.68 (49.11) | 2:34.83 (39.15) |             |
| 14 Maximov Chamraen     | 12              | Cambodia        | 2:37.66         |             |
| 33.05                   | 1:15.28 (42.23) | 2:00.96 (45.68) | 2:37.66 (36.70) |             |



## Southeast Asian Games 2009 SWIMMING - 10/12/2009 to 14/12/2009

## Results

## Preliminaries ... (Event 12 Men 200 LC Meter IM)


| Name             | Age   | Team            | Prelim Time     | Finals Time     |
|------------------|-------|-----------------|-----------------|-----------------|
| 15 T Thepphitack | 17    | Laos            | 2:49.53         |                 |
|                  | 33.45 | 1:19.75 (46.30) | 2:08.91 (49.16) | 2:49.53 (40.62) |
| 16 S Sergey      | 12    | Laos            | 2:59.09         |                 |
|                  | 37.63 | 1:24.79 (47.16) | 2:17.43 (52.64) | 2:59.09 (41.66) |

## Event 12 Men 200 LC Meter IM

MR: 2:03.54 \* 07/12/2003 Ratapong Sirisanont

THA

| Name                    | Age   | Team            | Seed Time       | Prelim Time     |
|-------------------------|-------|-----------------|-----------------|-----------------|
| <b>Preliminaries</b>    |       |                 |                 |                 |
| 1 Nuttapon Ketin        | 16    | Thailand        | 2:06.70         | 2:08.68 q       |
|                         | 27.81 | 1:01.76 (33.95) | 1:37.74 (35.98) | 2:08.68 (30.94) |
| 2 Sheng Jun Pang        | 16    | Singapore       | 2:07.92         | 2:09.08 q       |
|                         | 27.56 | 1:01.37 (33.81) | 1:38.73 (37.36) | 2:09.08 (30.35) |
| 3 Robert Walsh          | 19    | Philippines     | 2:08.40         | 2:09.38 q       |
|                         | 27.84 | 1:01.06 (33.22) | 1:38.44 (37.38) | 2:09.38 (30.94) |
| 4 Miguel Molina         | 24    | Philippines     | 2:01.20         | 2:09.60 q       |
|                         | 27.71 | 1:01.79 (34.08) | 1:39.45 (37.66) | 2:09.60 (30.15) |
| 5 Joshua Lim            | 20    | Singapore       | 2:07.84         | 2:09.80 q       |
|                         | 27.37 | 1:00.61 (33.24) | 1:40.15 (39.54) | 2:09.80 (29.65) |
| 6 Radomyos Matjiur      | 20    | Thailand        | 2:08.30         | 2:09.86 q       |
|                         | 28.05 | 1:01.86 (33.81) | 1:39.22 (37.36) | 2:09.86 (30.64) |
| 7 Akbar M Nasution      | 25    | Indonesia       | 2:10.00         | 2:10.17 q       |
|                         | 27.55 | 1:01.19 (33.64) | 1:38.75 (37.56) | 2:10.17 (31.42) |
| 8 Melvin Chua           | 19    | Malaysia        | 2:09.50         | 2:10.80 q       |
|                         | 27.98 | 1:01.01 (33.03) | 1:39.61 (38.60) | 2:10.80 (31.19) |
| 9 Ngoc Quang Bao Nguyen | 18    | Vietnam         | 2:12.20         | 2:12.56         |
|                         | 28.26 | 1:02.07 (33.81) | 1:41.67 (39.60) | 2:12.56 (30.89) |
| 10 Idham M Dasuki       | 17    | Indonesia       | 2:10.17         | 2:12.97         |
|                         | 28.50 | 1:04.27 (35.77) | 1:41.49 (37.22) | 2:12.97 (31.48) |
| 11 Ian James Barr       | 13    | Malaysia        | 2:15.00         | 2:15.05         |
|                         | 29.53 | 1:02.92 (33.39) | 1:43.88 (40.96) | 2:15.05 (31.17) |
| 12 Hem Thonponloeu      | 18    | Cambodia        | 2:39.52         | 2:33.01         |
|                         | 31.76 | 1:13.94 (42.18) | 1:56.16 (42.22) | 2:33.01 (36.85) |
| 13 Van TY Nguyen        | 19    | Vietnam         | 2:09.00         | 2:34.83         |
|                         | 29.35 | 1:06.57 (37.22) | 1:55.68 (49.11) | 2:34.83 (39.15) |
| 14 Maximov Chamraen     | 12    | Cambodia        | 2:42.82         | 2:37.66         |
|                         | 33.05 | 1:15.28 (42.23) | 2:00.96 (45.68) | 2:37.66 (36.70) |
| 15 T Thepphitack        | 17    | Laos            | NT              | 2:49.53         |
|                         | 33.45 | 1:19.75 (46.30) | 2:08.91 (49.16) | 2:49.53 (40.62) |
| 16 S Sergey             | 12    | Laos            | NT              | 2:59.09         |
|                         | 37.63 | 1:24.79 (47.16) | 2:17.43 (52.64) | 2:59.09 (41.66) |



## Southeast Asian Games 2009 SWIMMING - 10/12/2009 to 14/12/2009

## Results

## Event 13 Women 400 LC Meter Freestyle Relay

## Straight Final

MR: 3:51.86 \* 08/12/2007

THA


| Team                    | Relay                             | Seed Time                      | Finals Time                 |
|-------------------------|-----------------------------------|--------------------------------|-----------------------------|
| 1 Singapore             | A                                 | 3:45.60                        | 3:45.73*                    |
| 1) Mylene Ong 17        | 2) r:-0.01 Xiang QI Lim 16        | 3) r:+0.26 Lynette Lim 16      | 4) r:+0.34 Ting Wen Quah 16 |
| r:+0.64 27.40           | 56.61 (56.61) 1:24.02 (27.41)     | 1:52.92 (56.31)                |                             |
| 2:20.16 (27.24)         | 2:49.54 (56.62) 3:16.86 (27.32)   | 3:45.73 (56.19)                |                             |
| 2 Thailand              | A                                 | NT                             | 3:48.09*                    |
| 1) Natthanan J 22       | 2) r:+0.40 Jiratida P 20          | 3) r:+0.52 Natsaya Susuk 18    | 4) r:+0.54 Benjaporn S 13   |
| r:+0.81 27.27           | 56.22 (56.22) 1:23.02 (26.80)     | 1:52.51 (56.29)                |                             |
| 2:19.63 (27.12)         | 2:49.83 (57.32) 3:17.81 (27.98)   | 3:48.09 (58.26)                |                             |
| 3 Malaysia              | A                                 | 3:55.40                        | 3:51.40*                    |
| 1) Chii Lin Leung 17    | 2) r:+0.19 Lai Kwan Chui 18       | 3) r:+0.35 YI Ting Siow 23     | 4) r:+0.34 Cai Lin Khoo 20  |
| r:+0.74 27.96           | 58.23 (58.23) 1:25.46 (27.23)     | 1:55.78 (57.55)                |                             |
| 2:23.46 (27.68)         | 2:54.33 (58.55) 3:21.96 (27.63)   | 3:51.40 (57.07)                |                             |
| 4 Philippines           | A                                 | 3:58.02                        | 3:56.20                     |
| 1) Jasmine Alkhalidi 15 | 2) r:+0.46 Jasmine Ong 14         | 3) r:+0.32 Heidi Ong 20        | 4) r:+0.18 Erica Totten 20  |
| r:+0.71 27.60           | 57.19 (57.19) 1:25.89 (28.70)     | 1:56.48 (59.29)                |                             |
| 2:24.59 (28.11)         | 2:56.42 (59.94) 3:25.09 (28.67)   | 3:56.20 (59.78)                |                             |
| 5 Indonesia             | A                                 | 4:00.16                        | 3:59.75                     |
| 1) Eddy Susilowati 19   | 2) r:+0.50 Fibriani R Marita 14   | 3) r:+0.23 Tiffani Sudharma 24 | 4) r:+0.48 Ressa Ressa 14   |
| r:+0.65 28.37           | 59.10 (59.10) 1:27.76 (28.66)     | 1:58.30 (59.20)                |                             |
| 2:26.66 (28.36)         | 2:59.37 (1:01.07) 3:28.06 (28.69) | 3:59.75 (1:00.38)              |                             |
| 6 Laos                  | A                                 | NT                             | 5:12.91                     |
| 1) T Thepaksone 13      | 2) r:+0.21 V Veomany 12           | 3) r:+0.00 N Napha 10          | 4) r:+0.51 D Dadheuang 15   |
| r:+0.77 33.37           | 1:12.89 (1:12.89) 1:48.40 (35.51) | 2:02.81 (49.92)                |                             |
| 3:11.00 (1:08.19)       | 3:53.62 (1:50.81) 4:30.18 (36.56) | 5:12.91 (1:19.29)              |                             |

## Event 14 Men 400 LC Meter Freestyle

MR: 3:57.34 \* 12/12/1995 Torlap Sethasothon

THA

| Name            | Age                             | Team            | Prelim Time | Finals Time |
|-----------------|---------------------------------|-----------------|-------------|-------------|
| <b>Finals</b>   |                                 |                 |             |             |
| 1 Daniel Bego   | 19                              | Malaysia        | 4:07.98     | 3:53.99*    |
| r:+0.82 27.79   | 56.82 (29.03) 1:26.58 (29.76)   | 1:56.39 (29.81) |             |             |
| 2:26.28 (29.89) | 2:56.25 (29.97) 3:26.31 (30.06) | 3:53.99 (27.68) |             |             |
| 2 Ryan Arabejo  | 19                              | Philippines     | 4:05.73     | 3:56.06*    |
| r:+0.78 27.76   | 57.46 (29.70) 1:27.41 (29.95)   | 1:57.42 (30.01) |             |             |
| 2:27.29 (29.87) | 2:57.31 (30.02) 3:27.01 (29.70) | 3:56.06 (29.05) |             |             |
| 3 Sanit Tiewong | 13                              | Thailand        | 4:08.91     | 3:57.79     |
| r:+0.86 28.08   | 58.47 (30.39) 1:28.87 (30.40)   | 1:58.99 (30.12) |             |             |
| 2:29.53 (30.54) | 2:59.87 (30.34) 3:29.57 (29.70) | 3:57.79 (28.22) |             |             |
| 4 Marcus Cheah  | 20                              | Singapore       | 4:07.90     | 3:59.44     |
| r:+0.70 27.95   | 58.26 (30.31) 1:28.37 (30.11)   | 1:58.77 (30.40) |             |             |
| 2:28.81 (30.04) | 2:59.24 (30.43) 3:29.93 (30.69) | 3:59.44 (29.51) |             |             |
| 5 Kevin Yeap    | 19                              | Malaysia        | 4:06.71     | 4:01.36     |
| r:+0.75 27.13   | 56.38 (29.25) 1:26.08 (29.70)   | 1:56.58 (30.50) |             |             |
| 2:27.36 (30.78) | 2:58.64 (31.28) 3:30.51 (31.87) | 4:01.36 (30.85) |             |             |



## Southeast Asian Games 2009 SWIMMING - 10/12/2009 to 14/12/2009

## Results

## Finals ... (Event 14 Men 400 LC Meter Freestyle)


| Name                 | Age             | Team            | Prelim Time     | Finals Time |
|----------------------|-----------------|-----------------|-----------------|-------------|
| 6 Akbar M Nasution   | 25              | Indonesia       | 4:07.74         | 4:05.32     |
| r:+0.77 28.39        | 58.79 (30.40)   | 1:29.89 (31.10) | 2:01.08 (31.19) |             |
| 2:32.01 (30.93)      | 3:03.30 (31.29) | 3:34.54 (31.24) | 4:05.32 (30.78) |             |
| 7 Triady Fauzi       | 17              | Indonesia       | 4:10.10         | 4:07.99     |
| r:+0.65 28.28        | 59.50 (31.22)   | 1:30.24 (30.74) | 2:01.25 (31.01) |             |
| 2:33.19 (31.94)      | 3:05.15 (31.96) | 3:37.31 (32.16) | 4:07.99 (30.68) |             |
| 8 Jessie Lacuna      | 15              | Philippines     | 4:10.30         | 4:08.90     |
| r:+0.69 28.04        | 58.16 (30.12)   | 1:29.27 (31.11) | 2:00.42 (31.15) |             |
| 2:32.03 (31.61)      | 3:04.26 (32.23) | 3:37.24 (32.98) | 4:08.90 (31.66) |             |
| <b>Preliminaries</b> |                 |                 |                 |             |
| 9 Nithipanya A       | 17              | Thailand        | 4:14.08         |             |
| 28.50                | 59.68 (31.18)   | 1:30.74 (31.06) | 2:01.79 (31.05) |             |
| 2:33.75 (31.96)      | 3:06.57 (32.82) | 3:40.38 (33.81) | 4:14.08 (33.70) |             |
| 10 Kai Quan Yeo      | 18              | Singapore       | 4:34.77         |             |
| 28.32                | 58.72 (30.40)   | 1:31.11 (32.39) | 2:04.48 (33.37) |             |
| 2:43.42 (38.94)      | 3:21.16 (37.74) | 3:58.45 (37.29) | 4:34.77 (36.32) |             |
| 11 Maximov Chamraen  | 12              | Cambodia        | 5:02.66         |             |
| 33.37                | 1:10.23 (36.86) | 1:48.31 (38.08) | 2:26.55 (38.24) |             |
| 3:05.16 (38.61)      | 3:44.84 (39.68) | 4:24.98 (40.14) | 5:02.66 (37.68) |             |
| 12 Hem Thonponloeu   | 18              | Cambodia        | 5:06.42         |             |
| 31.65                | 1:07.88 (36.23) | 1:46.49 (38.61) | 2:25.54 (39.05) |             |
| 3:05.48 (39.94)      | 3:45.97 (40.49) | 4:26.52 (40.55) | 5:06.42 (39.90) |             |
| 13 M Mitpaseth       | 14              | Laos            | 6:19.09         |             |
| 39.23                | 1:26.60 (47.37) | 2:16.28 (49.68) | 3:06.31 (50.03) |             |
| 3:55.31 (49.00)      | 4:46.11 (50.80) | 5:34.50 (48.39) | 6:19.09 (44.59) |             |
| 14 S Sergey          | 12              | Laos            | 6:23.57         |             |
| 37.53                | 1:23.83 (46.30) | 2:12.62 (48.79) | 3:03.86 (51.24) |             |
| 3:53.31 (49.45)      | 4:44.78 (51.47) | 5:34.03 (49.25) | 6:23.57 (49.54) |             |

## Event 14 Men 400 LC Meter Freestyle

MR: 3:57.34 \* 12/12/1995 Torlap Sethasothon

THA

| Name                 | Age             | Team            | Seed Time       | Prelim Time |
|----------------------|-----------------|-----------------|-----------------|-------------|
| <b>Preliminaries</b> |                 |                 |                 |             |
| 1 Ryan Arabejo       | 19              | Philippines     | 3:57.40         | 4:05.73 q   |
| r:+0.76 28.32        | 58.56 (30.24)   | 1:29.40 (30.84) | 2:00.45 (31.05) |             |
| 2:31.23 (30.78)      | 3:02.44 (31.21) | 3:33.91 (31.47) | 4:05.73 (31.82) |             |
| 2 Kevin Yeap         | 19              | Malaysia        | 4:01.40         | 4:06.71 q   |
| r:+0.84 27.94        | 58.18 (30.24)   | 1:29.62 (31.44) | 2:01.02 (31.40) |             |
| 2:32.96 (31.94)      | 3:04.99 (32.03) | 3:36.27 (31.28) | 4:06.71 (30.44) |             |
| 3 Akbar M Nasution   | 25              | Indonesia       | 4:07.20         | 4:07.74 q   |
| r:+0.78 28.41        | 59.61 (31.20)   | 1:30.98 (31.37) | 2:02.16 (31.18) |             |
| 2:33.09 (30.93)      | 3:04.51 (31.42) | 3:35.90 (31.39) | 4:07.74 (31.84) |             |
| 4 Marcus Cheah       | 20              | Singapore       | 3:59.61         | 4:07.90 q   |
| r:+0.73 29.16        | 1:00.13 (30.97) | 1:31.49 (31.36) | 2:03.05 (31.56) |             |
| 2:34.33 (31.28)      | 3:06.00 (31.67) | 3:37.49 (31.49) | 4:07.90 (30.41) |             |



## Southeast Asian Games 2009 SWIMMING - 10/12/2009 to 14/12/2009

## Results

## Preliminaries ... (Event 14 Men 400 LC Meter Freestyle)


| Name                | Age             | Team            | Seed Time       | Prelim Time |
|---------------------|-----------------|-----------------|-----------------|-------------|
| 5 Daniel Bego       | 19              | Malaysia        | 3:57.30         | 4:07.98 q   |
| r:+0.84 29.18       | 1:00.06 (30.88) | 1:31.61 (31.55) | 2:03.22 (31.61) |             |
| 2:34.64 (31.42)     | 3:06.42 (31.78) | 3:38.10 (31.68) | 4:07.98 (29.88) |             |
| 6 Sanit Tiewong     | 13              | Thailand        | 4:03.70         | 4:08.91 q   |
| r:+0.89 28.76       | 1:00.29 (31.53) | 1:32.26 (31.97) | 2:04.22 (31.96) |             |
| 2:36.83 (32.61)     | 3:08.78 (31.95) | 3:40.42 (31.64) | 4:08.91 (28.49) |             |
| 7 Triady Fauzi      | 17              | Indonesia       | 4:04.10         | 4:10.10 q   |
| r:+0.65 29.45       | 1:01.07 (31.62) | 1:33.04 (31.97) | 2:05.13 (32.09) |             |
| 2:36.96 (31.83)     | 3:08.80 (31.84) | 3:40.21 (31.41) | 4:10.10 (29.89) |             |
| 8 Jessie Lacuna     | 15              | Philippines     | 4:06.70         | 4:10.30 q   |
| r:+0.70 29.37       | 1:01.15 (31.78) | 1:33.09 (31.94) | 2:04.83 (31.74) |             |
| 2:36.75 (31.92)     | 3:08.73 (31.98) | 3:40.13 (31.40) | 4:10.30 (30.17) |             |
| 9 Nithipanya A      | 17              | Thailand        | 4:04.00         | 4:14.08     |
| r:+0.89 28.50       | 59.68 (31.18)   | 1:30.74 (31.06) | 2:01.79 (31.05) |             |
| 2:33.75 (31.96)     | 3:06.57 (32.82) | 3:40.38 (33.81) | 4:14.08 (33.70) |             |
| 10 Kai Quan Yeo     | 18              | Singapore       | 4:05.50         | 4:34.77     |
| r:+0.79 28.32       | 58.72 (30.40)   | 1:31.11 (32.39) | 2:04.48 (33.37) |             |
| 2:43.42 (38.94)     | 3:21.16 (37.74) | 3:58.45 (37.29) | 4:34.77 (36.32) |             |
| 11 Maximov Chamraen | 12              | Cambodia        | 5:04.39         | 5:02.66     |
| 33.37               | 1:10.23 (36.86) | 1:48.31 (38.08) | 2:26.55 (38.24) |             |
| 3:05.16 (38.61)     | 3:44.84 (39.68) | 4:24.98 (40.14) | 5:02.66 (37.68) |             |
| 12 Hem Thonponloeu  | 18              | Cambodia        | 4:58.28         | 5:06.42     |
| r:+0.77 31.65       | 1:07.88 (36.23) | 1:46.49 (38.61) | 2:25.54 (39.05) |             |
| 3:05.48 (39.94)     | 3:45.97 (40.49) | 4:26.52 (40.55) | 5:06.42 (39.90) |             |
| 13 M Mitpaseth      | 14              | Laos            | NT              | 6:19.09     |
| r:+0.70 39.23       | 1:26.60 (47.37) | 2:16.28 (49.68) | 3:06.31 (50.03) |             |
| 3:55.31 (49.00)     | 4:46.11 (50.80) | 5:34.50 (48.39) | 6:19.09 (44.59) |             |
| 14 S Sergey         | 12              | Laos            | NT              | 6:23.57     |
| r:+0.80 37.53       | 1:23.83 (46.30) | 2:12.62 (48.79) | 3:03.86 (51.24) |             |
| 3:53.31 (49.45)     | 4:44.78 (51.47) | 5:34.03 (49.25) | 6:23.57 (49.54) |             |

## Event 15 Women 100 LC Meter Backstroke

MR: 1:03.83 \* 01/12/2005 Tao Li

SIN

| Name               | Age             | Team        | Prelim Time | Finals Time |
|--------------------|-----------------|-------------|-------------|-------------|
| 1 LI Tao           | 18              | Singapore   | 1:06.11     | 1:02.96*    |
| r:+0.52 30.22      | 1:02.96 (32.74) |             |             |             |
| 2 Shana Lim        | 15              | Singapore   | 1:05.82     | 1:03.56*    |
| r:+0.67 30.20      | 1:03.56 (33.36) |             |             |             |
| 3 Lai Kwan Chui    | 18              | Malaysia    | 1:05.84     | 1:03.91     |
| r:+0.66 31.10      | 1:03.91 (32.81) |             |             |             |
| 4 Tiffani Sudharma | 24              | Indonesia   | 1:05.37     | 1:05.10     |
| r:+0.61 31.63      | 1:05.10 (33.47) |             |             |             |
| 5 Dorothy Hong     | 15              | Philippines | 1:06.80     | 1:05.95     |
| r:+0.63 31.84      | 1:05.95 (34.11) |             |             |             |



## Southeast Asian Games 2009 SWIMMING - 10/12/2009 to 14/12/2009

## Results

## Finals ... (Event 15 Women 100 LC Meter Backstroke)

| Name                                 | Age | Team     | Prelim Time | Finals Time |
|--------------------------------------|-----|----------|-------------|-------------|
| 6 Chavisa T<br>r:+0.72 32.42         | 19  | Thailand | 1:06.90     | 1:06.45     |
| 7 Thi Thom Duong<br>r:+0.64 32.36    | 15  | Vietnam  | 1:07.94     | 1:06.87     |
| 8 Navarat Thongkaew<br>r:+0.57 32.70 | 16  | Thailand | 1:07.82     | 1:07.87     |

## Preliminaries


|                              |    |           |         |                 |
|------------------------------|----|-----------|---------|-----------------|
| 9 Fibriani R Marita<br>33.11 | 14 | Indonesia | 1:08.44 | 1:08.44 (35.33) |
| 10 Karmen Cheng<br>32.98     | 14 | Malaysia  | 1:09.27 | 1:09.27 (36.29) |
| 11 Hemthon Vitiny<br>37.25   | 23 | Cambodia  | 1:16.27 | 1:16.27 (39.02) |
| 12 Seng Sam Phors<br>38.81   | 15 | Cambodia  | 1:19.24 | 1:19.24 (40.43) |
| 13 D Dadheuang<br>39.76      | 15 | Laos      | 1:22.18 | 1:22.18 (42.42) |
| 14 N Napha<br>44.30          | 10 | Laos      | 1:32.33 | 1:32.33 (48.03) |

## Event 15 Women 100 LC Meter Backstroke

MR: 1:03.83 \* 01/12/2005 Tao Li

SIN

| Name                                 | Age | Team        | Seed Time | Prelim Time |
|--------------------------------------|-----|-------------|-----------|-------------|
| <b>Preliminaries</b>                 |     |             |           |             |
| 1 Tiffani Sudharma<br>r:+0.66 31.93  | 24  | Indonesia   | 1:05.63   | 1:05.37 q   |
| 2 Shana Lim<br>r:+0.55 31.22         | 15  | Singapore   | 1:03.25   | 1:05.82 q   |
| 3 Lai Kwan Chui<br>r:+0.70 32.01     | 18  | Malaysia    | 1:05.50   | 1:05.84 q   |
| 4 LI Tao<br>r:+0.54 32.32            | 18  | Singapore   | 1:02.72   | 1:06.11 q   |
| 5 Dorothy Hong<br>r:+0.62 31.85      | 15  | Philippines | 1:06.30   | 1:06.80 q   |
| 6 Chavisa T<br>r:+0.70 32.84         | 19  | Thailand    | 1:05.80   | 1:06.90 q   |
| 7 Navarat Thongkaew<br>r:+0.57 32.38 | 16  | Thailand    | 1:06.60   | 1:07.82 q   |
| 8 Thi Thom Duong<br>r:+0.67 32.53    | 15  | Vietnam     | 1:08.05   | 1:07.94 q   |
| 9 Fibriani R Marita<br>r:+0.71 33.11 | 14  | Indonesia   | 1:06.99   | 1:08.44     |
| 10 Karmen Cheng<br>r:+0.59 32.98     | 14  | Malaysia    | 1:06.50   | 1:09.27     |
| 11 Hemthon Vitiny<br>r:+0.66 37.25   | 23  | Cambodia    | 1:24.58   | 1:16.27     |



## Southeast Asian Games 2009 SWIMMING - 10/12/2009 to 14/12/2009

## Results

## Preliminaries ... (Event 15 Women 100 LC Meter Backstroke)

| Name              | Age | Team     | Seed Time | Prelim Time     |
|-------------------|-----|----------|-----------|-----------------|
| 12 Seng Sam Phors | 15  | Cambodia | 1:28.76   | 1:19.24         |
| r:+0.78 38.81     |     |          |           | 1:19.24 (40.43) |
| 13 D Dadheuang    | 15  | Laos     | NT        | 1:22.18         |
| r:+0.73 39.76     |     |          |           | 1:22.18 (42.42) |
| 14 N Napha        | 10  | Laos     | NT        | 1:32.33         |
| r:+0.66 44.30     |     |          |           | 1:32.33 (48.03) |

## Event 16 Men 100 LC Meter Backstroke

MR: 56.16 \* 11/09/2001 Lim Keng Liat

MAS

| Name               | Age | Team        | Prelim Time | Finals Time   |
|--------------------|-----|-------------|-------------|---------------|
| <b>Finals</b>      |     |             |             |               |
| 1 Glenn S Victor   | 19  | Indonesia   | 1:00.50     | 56.42         |
| r:+0.59 27.53      |     |             |             | 56.42 (28.89) |
| 2 Rainer NG        | 16  | Singapore   | 59.72       | 56.73         |
| r:+0.63 27.52      |     |             |             | 56.73 (29.21) |
| 3 Zach Ong         | 18  | Singapore   | 1:00.55     | 56.89         |
| r:+0.68 28.10      |     |             |             | 56.89 (28.79) |
| 4 Charles Walker   | 18  | Philippines | 59.31       | 57.43         |
| r:+0.52 28.08      |     |             |             | 57.43 (29.35) |
| 5 Guntur P Pratama | 18  | Indonesia   | 1:00.76     | 57.58         |
| r:+0.60 27.80      |     |             |             | 57.58 (29.78) |
| 6 Huy Long DO      | 20  | Vietnam     | 1:01.18     | 58.07         |
| r:+0.49 27.76      |     |             |             | 58.07 (30.31) |
| 7 Ian James Barr   | 13  | Malaysia    | 59.51       | 58.28         |
| r:+0.76 28.65      |     |             |             | 58.28 (29.63) |
| 8 Puttipong H      | 16  | Thailand    | 1:00.27     | 59.09         |
| r:+0.60 28.86      |     |             |             | 59.09 (30.23) |

## Preliminaries

|                     |    |             |         |                 |
|---------------------|----|-------------|---------|-----------------|
| 9 Melvin Chua       | 19 | Malaysia    | 1:01.82 |                 |
| 29.94               |    |             |         | 1:01.82 (31.88) |
| 10 Radomyos Matjiur | 20 | Thailand    | 1:03.01 |                 |
| 29.90               |    |             |         | 1:03.01 (33.11) |
| 11 Ryan Arabejo     | 19 | Philippines | 1:07.14 |                 |
| 31.89               |    |             |         | 1:07.14 (35.25) |
| 12 N Nilaphon       | 20 | Laos        | 1:18.49 |                 |
| 37.73               |    |             |         | 1:18.49 (40.76) |
| 13 S Saylom         | 19 | Laos        | 1:21.59 |                 |
| 37.07               |    |             |         | 1:21.59 (44.52) |

## Event 16 Men 100 LC Meter Backstroke

MR: 56.16 \* 11/09/2001 Lim Keng Liat

MAS

| Name                 | Age | Team        | Seed Time | Prelim Time   |
|----------------------|-----|-------------|-----------|---------------|
| <b>Preliminaries</b> |     |             |           |               |
| 1 Charles Walker     | 18  | Philippines | 58.90     | 59.31 q       |
| r:+0.53 29.31        |     |             |           | 59.31 (30.00) |



## Southeast Asian Games 2009 SWIMMING - 10/12/2009 to 14/12/2009

## Results

## Preliminaries ... (Event 16 Men 100 LC Meter Backstroke)


| Name                | Age             | Team        | Seed Time | Prelim Time |   |
|---------------------|-----------------|-------------|-----------|-------------|---|
| 2 Ian James Barr    | 13              | Malaysia    | 1:00.60   | 59.51       | q |
| r:+0.81 29.15       | 59.51 (30.36)   |             |           |             |   |
| 3 Rainer NG         | 16              | Singapore   | 57.33     | 59.72       | q |
| r:+0.64 28.77       | 59.72 (30.95)   |             |           |             |   |
| 4 Puttipong H       | 16              | Thailand    | 59.90     | 1:00.27     | q |
| r:+0.62 29.49       | 1:00.27 (30.78) |             |           |             |   |
| 5 Glenn S Victor    | 19              | Indonesia   | 58.09     | 1:00.50     | q |
| r:+0.58 29.00       | 1:00.50 (31.50) |             |           |             |   |
| 6 Zach Ong          | 18              | Singapore   | 58.58     | 1:00.55     | q |
| r:+0.69 30.05       | 1:00.55 (30.50) |             |           |             |   |
| 7 Guntur P Pratama  | 18              | Indonesia   | 58.77     | 1:00.76     | q |
| r:+0.62 29.78       | 1:00.76 (30.98) |             |           |             |   |
| 8 Huy Long DO       | 20              | Vietnam     | 59.00     | 1:01.18     | q |
| r:+0.52 29.59       | 1:01.18 (31.59) |             |           |             |   |
| 9 Melvin Chua       | 19              | Malaysia    | 1:00.40   | 1:01.82     |   |
| r:+0.66 29.94       | 1:01.82 (31.88) |             |           |             |   |
| 10 Radomyos Matjiur | 20              | Thailand    | 59.20     | 1:03.01     |   |
| r:+0.67 29.90       | 1:03.01 (33.11) |             |           |             |   |
| 11 Ryan Arabejo     | 19              | Philippines | 58.70     | 1:07.14     |   |
| r:+0.65 31.89       | 1:07.14 (35.25) |             |           |             |   |
| 12 N Nilaphon       | 20              | Laos        | NT        | 1:18.49     |   |
| r:+0.64 37.73       | 1:18.49 (40.76) |             |           |             |   |
| 13 S Saylom         | 19              | Laos        | NT        | 1:21.59     |   |
| r:+0.79 37.07       | 1:21.59 (44.52) |             |           |             |   |

## Event 17 Women 100 LC Meter Butterfly

MR: 59.91 \* 01/12/2005 Jocelin Yeo

SIN

| Name                 | Age             | Team        | Prelim Time | Finals Time |
|----------------------|-----------------|-------------|-------------|-------------|
| <b>Finals</b>        |                 |             |             |             |
| 1 LI Tao             | 18              | Singapore   | 1:03.88     | 59.24*      |
| r:+0.74 27.88        | 59.24 (31.36)   |             |             |             |
| 2 Marelyn Liew       | 19              | Malaysia    | 1:03.69     | 1:01.04     |
| r:+0.67 28.32        | 1:01.04 (32.72) |             |             |             |
| 3 Natnapa P          | 19              | Thailand    | 1:03.87     | 1:01.79     |
| r:+0.81 29.07        | 1:01.79 (32.72) |             |             |             |
| 4 T Kim Tuyen Nguyen | 14              | Vietnam     | 1:03.74     | 1:02.11     |
| r:+0.78 28.72        | 1:02.11 (33.39) |             |             |             |
| 5 Jasmine Alkhaldi   | 15              | Philippines | 1:03.50     | 1:02.16     |
| r:+0.74 29.45        | 1:02.16 (32.71) |             |             |             |
| 6 Maria Gandionco    | 19              | Philippines | 1:03.88     | 1:02.42     |
| r:+0.68 29.97        | 1:02.42 (32.45) |             |             |             |
| 7 Siew Siew Hii      | 14              | Malaysia    | 1:04.05     | 1:03.51     |
| r:+0.77 29.76        | 1:03.51 (33.75) |             |             |             |
| 8 Ting Ting Koh      | 17              | Singapore   | 1:03.47     | 1:03.78     |
| r:+0.78 29.43        | 1:03.78 (34.35) |             |             |             |



## Southeast Asian Games 2009 SWIMMING - 10/12/2009 to 14/12/2009

## Results

## Preliminaries ... (Event 17 Women 100 LC Meter Butterfly)

| Name                 | Age   | Team      | Prelim Time     | Finals Time |
|----------------------|-------|-----------|-----------------|-------------|
| <b>Preliminaries</b> |       |           |                 |             |
| 9 Ressa Ressa        | 14    | Indonesia | 1:05.41         |             |
|                      | 30.94 |           | 1:05.41 (34.47) |             |
| 10 T Ngoc Yen Nguyen | 14    | Vietnam   | 1:07.77         |             |
|                      | 31.02 |           | 1:07.77 (36.75) |             |
| 11 Tiffani Sudharma  | 24    | Indonesia | 1:08.10         |             |
|                      | 30.57 |           | 1:08.10 (37.53) |             |
| 12 V Veomany         | 12    | Laos      | 1:29.25         |             |
|                      | 40.48 |           | 1:29.25 (48.77) |             |

## Event 17 Women 100 LC Meter Butterfly

MR: 59.91 \* 01/12/2005 Jocelin Yeo

SIN


| Name                 | Age     | Team        | Seed Time | Prelim Time     |
|----------------------|---------|-------------|-----------|-----------------|
| <b>Preliminaries</b> |         |             |           |                 |
| 1 Ting Ting Koh      | 17      | Singapore   | 1:03.25   | 1:03.47 q       |
|                      | r:+0.78 |             | 29.65     | 1:03.47 (33.82) |
| 2 Jasmine Alkhaldi   | 15      | Philippines | 1:06.00   | 1:03.50 q       |
|                      | r:+0.72 |             | 29.78     | 1:03.50 (33.72) |
| 3 Marellyn Liew      | 19      | Malaysia    | 1:01.50   | 1:03.69 q       |
|                      | r:+0.70 |             | 29.38     | 1:03.69 (34.31) |
| 4 T Kim Tuyen Nguyen | 14      | Vietnam     | 1:02.72   | 1:03.74 q       |
|                      | r:+0.80 |             | 30.01     | 1:03.74 (33.73) |
| 5 Natnapa P          | 19      | Thailand    | 1:03.00   | 1:03.87 q       |
|                      | r:+0.86 |             | 29.76     | 1:03.87 (34.11) |
| *6 Maria Gandionco   | 19      | Philippines | 1:04.30   | 1:03.88 q       |
|                      | r:+0.69 |             | 30.81     | 1:03.88 (33.07) |
| *6 LI Tao            | 18      | Singapore   | 57.54     | 1:03.88 q       |
|                      | r:+0.76 |             | 30.19     | 1:03.88 (33.69) |
| 8 Siew Siew Hii      | 14      | Malaysia    | 1:03.00   | 1:04.05 q       |
|                      | r:+0.75 |             | 30.05     | 1:04.05 (34.00) |
| 9 Ressa Ressa        | 14      | Indonesia   | 1:04.70   | 1:05.41         |
|                      | r:+0.77 |             | 30.94     | 1:05.41 (34.47) |
| 10 T Ngoc Yen Nguyen | 14      | Vietnam     | NT        | 1:07.77         |
|                      | r:+0.79 |             | 31.02     | 1:07.77 (36.75) |
| 11 Tiffani Sudharma  | 24      | Indonesia   | 1:05.67   | 1:08.10         |
|                      | r:+0.77 |             | 30.57     | 1:08.10 (37.53) |
| 12 V Veomany         | 12      | Laos        | NT        | 1:29.25         |
|                      | r:+0.77 |             | 40.48     | 1:29.25 (48.77) |

## Event 18 Men 100 LC Meter Butterfly

MR: 54.33 \* 09/12/2007 Daniel Bego

MAS

| Name          | Age     | Team     | Prelim Time | Finals Time   |
|---------------|---------|----------|-------------|---------------|
| <b>Finals</b> |         |          |             |               |
| 1 Daniel Bego | 19      | Malaysia | 57.04       | 53.82*        |
|               | r:+0.68 |          | 25.60       | 53.82 (28.22) |



## Southeast Asian Games 2009 SWIMMING - 10/12/2009 to 14/12/2009

## Results

## Finals ... (Event 18 Men 100 LC Meter Butterfly)

| Name                               | Age | Team        | Prelim Time | Finals Time |
|------------------------------------|-----|-------------|-------------|-------------|
| 2 Donny B Utomo<br>r:+0.68 26.18   | 29  | Indonesia   | 56.74       | 55.53       |
| 3 Quy Phuoc Hoang<br>r:+0.68 26.18 | 15  | Vietnam     | 57.66       | 55.65       |
| 4 Thai Nguyen VO<br>r:+0.72 26.37  | 21  | Vietnam     | 56.76       | 55.77       |
| 5 James Walsh<br>r:+0.69 26.21     | 22  | Philippines | 56.63       | 56.16       |
| 6 Chatmongkon N<br>r:+0.74 26.01   | 21  | Thailand    | 55.87       | 56.21       |
| 7 Kevin Lim<br>r:+0.72 26.71       | 16  | Malaysia    | 58.52       | 56.87       |
| 8 Jessie Lacuna<br>r:+0.72 27.74   | 15  | Philippines | 58.87       | 59.43       |

## Preliminaries


|                            |    |           |         |         |
|----------------------------|----|-----------|---------|---------|
| 9 Zaw Phyo Aung<br>29.70   | 16 | Myanmar   | 1:03.26 | (33.56) |
| 10 Glenn S Victor<br>31.66 | 19 | Indonesia | 1:09.41 | (37.75) |
| 11 Kun Narak<br>33.44      | 23 | Cambodia  | 1:12.88 | (39.44) |
| 12 T Thepphitack<br>34.70  | 17 | Laos      | 1:23.08 | (48.38) |

## Event 18 Men 100 LC Meter Butterfly

MR: 54.33 \* 09/12/2007 Daniel Bego

MAS

| Name                               | Age | Team        | Seed Time | Prelim Time |
|------------------------------------|-----|-------------|-----------|-------------|
| 1 Chatmongkon N<br>r:+0.75 26.14   | 21  | Thailand    | 56.30     | 55.87 q     |
| 2 James Walsh<br>r:+0.69 26.73     | 22  | Philippines | 55.20     | 56.63 q     |
| 3 Donny B Utomo<br>r:+0.73 26.54   | 29  | Indonesia   | 55.83     | 56.74 q     |
| 4 Thai Nguyen VO<br>r:+0.75 27.10  | 21  | Vietnam     | 55.60     | 56.76 q     |
| 5 Daniel Bego<br>r:+0.68 27.16     | 19  | Malaysia    | 53.33     | 57.04 q     |
| 6 Quy Phuoc Hoang<br>r:+0.69 27.15 | 15  | Vietnam     | 55.82     | 57.66 q     |
| 7 Kevin Lim<br>r:+0.74 27.52       | 16  | Malaysia    | 56.96     | 58.52 q     |
| 8 Jessie Lacuna<br>r:+0.71 28.16   | 15  | Philippines | 57.89     | 58.87 q     |
| 9 Zaw Phyo Aung<br>r:+0.80 29.70   | 16  | Myanmar     | 1:02.73   | 1:03.26     |



## Southeast Asian Games 2009 SWIMMING - 10/12/2009 to 14/12/2009

## Results

## Preliminaries ... (Event 18 Men 100 LC Meter Butterfly)

| Name              | Age | Team      | Seed Time | Prelim Time     |
|-------------------|-----|-----------|-----------|-----------------|
| 10 Glenn S Victor | 19  | Indonesia | 54.38     | 1:09.41         |
| r:+0.99 31.66     |     |           |           | 1:09.41 (37.75) |
| 11 Kun Narak      | 23  | Cambodia  | 1:08.24   | 1:12.88         |
| r:+0.82 33.44     |     |           |           | 1:12.88 (39.44) |
| 12 T Thepphitack  | 17  | Laos      | NT        | 1:23.08         |
| r:+0.88 34.70     |     |           |           | 1:23.08 (48.38) |

## Event 19 Women 800 LC Meter Freestyle

## Heat 2 will swim in the Finals


MR: 8:47.80 \*

09/12/2007

Khoo Cai Lin

MAS

| Name                 | Age | Team        | Seed Time | Finals Time                                     |
|----------------------|-----|-------------|-----------|---|
| 1 Lynette Lim        | 16  | Singapore   | 8:42.16   | 8:35.41 *                                       |
| r:+0.66 30.20        |     |             |           | 1:02.32 (32.12) 1:34.63 (32.31) 2:06.70 (32.07) |
| 2:39.30 (32.60)      |     |             |           | 3:11.62 (32.32) 3:44.19 (32.57) 4:16.62 (32.43) |
| 4:49.19 (32.57)      |     |             |           | 5:21.72 (32.53) 5:54.50 (32.78) 6:27.10 (32.60) |
| 6:59.55 (32.45)      |     |             |           | 7:31.94 (32.39) 8:04.09 (32.15) 8:35.41 (31.32) |
| 2 Cai Lin Khoo       | 20  | Malaysia    | 8:47.80   | 8:45.36 *                                       |
| r:+0.75 30.18        |     |             |           | 1:02.42 (32.24) 1:35.09 (32.67) 2:07.28 (32.19) |
| 2:40.05 (32.77)      |     |             |           | 3:13.10 (33.05) 3:45.85 (32.75) 4:19.53 (33.68) |
| 4:52.28 (32.75)      |     |             |           | 5:25.12 (32.84) 5:58.27 (33.15) 6:32.10 (33.83) |
| 7:05.59 (33.49)      |     |             |           | 7:39.00 (33.41) 8:12.69 (33.69) 8:45.36 (32.67) |
| 3 Rutai Santadvatana | 26  | Thailand    | 8:57.70   | 8:50.50   |
| r:+0.81 30.92        |     |             |           | 1:04.12 (33.20) 1:37.36 (33.24) 2:10.70 (33.34) |
| 2:44.01 (33.31)      |     |             |           | 3:17.46 (33.45) 3:50.79 (33.33) 4:24.30 (33.51) |
| 4:57.49 (33.19)      |     |             |           | 5:30.75 (33.26) 6:04.56 (33.81) 6:38.21 (33.65) |
| 7:12.17 (33.96)      |     |             |           | 7:45.91 (33.74) 8:18.97 (33.06) 8:50.50 (31.53) |
| 4 Erica Totten       | 20  | Philippines | 8:53.30   | 8:54.96   |
| r:+0.71 30.67        |     |             |           | 1:03.55 (32.88) 1:36.26 (32.71) 2:09.45 (33.19) |
| 2:42.79 (33.34)      |     |             |           | 3:16.14 (33.35) 3:49.75 (33.61) 4:23.49 (33.74) |
| 4:57.42 (33.93)      |     |             |           | 5:31.61 (34.19) 6:05.72 (34.11) 6:39.96 (34.24) |
| 7:14.25 (34.29)      |     |             |           | 7:48.42 (34.17) 8:22.27 (33.85) 8:54.96 (32.69) |
| 5 Hui YU Koh         | 13  | Singapore   | 9:10.25   | 9:04.67   |
| r:+0.71 31.04        |     |             |           | 1:05.41 (34.37) 1:40.42 (35.01) 2:14.85 (34.43) |
| 2:49.10 (34.25)      |     |             |           | 3:23.33 (34.23) 3:57.54 (34.21) 4:31.59 (34.05) |
| 5:06.04 (34.45)      |     |             |           | 5:40.94 (34.90) 6:15.56 (34.62) 6:49.64 (34.08) |
| 7:24.33 (34.69)      |     |             |           | 7:58.95 (34.62) 8:32.77 (33.82) 9:04.67 (31.90) |
| 6 Patarawadee K      | 14  | Thailand    | 9:01.70   | 9:08.58   |
| r:+0.78 31.33        |     |             |           | 1:04.36 (33.03) 1:38.14 (33.78) 2:11.79 (33.65) |
| 2:45.65 (33.86)      |     |             |           | 3:19.42 (33.77) 3:53.66 (34.24) 4:27.92 (34.26) |
| 5:02.42 (34.50)      |     |             |           | 5:37.15 (34.73) 6:12.08 (34.93) 6:47.26 (35.18) |
| 7:22.66 (35.40)      |     |             |           | 7:58.37 (35.71) 8:33.76 (35.39) 9:08.58 (34.82) |
| 7 Wei LI Lai         | 15  | Malaysia    | 9:01.30   | 9:09.16   |
| r:+0.79 30.60        |     |             |           | 1:03.61 (33.01) 1:37.69 (34.08) 2:11.83 (34.14) |
| 2:46.54 (34.71)      |     |             |           | 3:21.00 (34.46) 3:55.96 (34.96) 4:30.79 (34.83) |
| 5:05.82 (35.03)      |     |             |           | 5:40.74 (34.92) 6:15.96 (35.22) 6:51.07 (35.11) |
| 7:26.17 (35.10)      |     |             |           | 8:01.23 (35.06) 8:35.84 (34.61) 9:09.16 (33.32) |



## Southeast Asian Games 2009 SWIMMING - 10/12/2009 to 14/12/2009

## Results

## (Event 19 Women 800 LC Meter Freestyle)

| Name            | Age             | Team            | Seed Time       | Finals Time |
|-----------------|-----------------|-----------------|-----------------|-------------|
| 8 Raina Saumi   | 13              | Indonesia       | 9:20.70         | 9:15.65     |
| r:+0.80 32.09   | 1:06.94 (34.85) | 1:42.54 (35.60) | 2:18.06 (35.52) |             |
| 2:52.97 (34.91) | 3:27.96 (34.99) | 4:02.82 (34.86) | 4:37.91 (35.09) |             |
| 5:12.79 (34.88) | 5:47.83 (35.04) | 6:22.22 (34.39) | 6:57.27 (35.05) |             |
| 7:31.91 (34.64) | 8:06.87 (34.96) | 8:41.87 (35.00) | 9:15.65 (33.78) |             |
| 9 Jasmine Ong   | 14              | Philippines     | 9:58.10         | 9:50.63     |
| r:+0.83 33.06   | 1:09.05 (35.99) | 1:46.49 (37.44) | 2:24.39 (37.90) |             |
| 3:02.04 (37.65) | 3:39.71 (37.67) | 4:16.86 (37.15) | 4:54.52 (37.66) |             |
| 5:31.38 (36.86) | 6:08.61 (37.23) | 6:46.26 (37.65) | 7:24.19 (37.93) |             |
| 8:01.04 (36.85) | 8:38.50 (37.46) | 9:15.09 (36.59) | 9:50.63 (35.54) |             |


## Event 20 Men 400 LC Meter Freestyle Relay

## Straight Final

MR: 3:26.70 \* 09/12/2007

SIN

| Team                    | Relay                          | Seed Time                      | Finals Time                   |
|-------------------------|--------------------------------|--------------------------------|-------------------------------|
| 1 Singapore             | A                              | 3:25.35                        | 3:23.22 *                     |
| 1) Russell Ong 19       | 2) r:+0.36 Joshua Lim 20       | 3) r:+0.41 Kai Quan Yeo 18     | 4) r:+0.09 Zach Ong 18        |
| r:+0.63 24.59           | 51.24 (51.24)                  | 1:15.75 (24.51)                | 1:42.09 (50.85)               |
| 2:06.40 (24.31)         | 2:32.74 (50.65)                | 2:56.77 (24.03)                | 3:23.22 (50.48)               |
| 2 Philippines           | A                              | 3:28.00                        | 3:24.35 *                     |
| 1) Kendrick UY 20       | 2) r:+0.23 Charles Walker 18   | 3) r:+0.38 Daniel Coakley 19   | 4) r:+0.30 Miguel Molina 24   |
| r:+0.66 24.47           | 51.85 (51.85)                  | 1:15.98 (24.13)                | 1:42.17 (50.32)               |
| 2:07.02 (24.85)         | 2:34.03 (51.86)                | 2:57.49 (23.46)                | 3:24.35 (50.32)               |
| 3 Indonesia             | A                              | 3:27.60                        | 3:25.34 *                     |
| 1) Triady Fauzi 17      | 2) r:+0.02 Glenn S Victor 19   | 3) r:+0.21 Guntur P Pratama 18 | 4) r:+0.00 Brian Howard Ho 23 |
| r:+0.63 24.74           | 51.48 (51.48)                  | 1:15.95 (24.47)                | 1:42.57 (51.09)               |
| 2:06.83 (24.26)         | 2:32.82 (50.25)                | 2:57.40 (24.58)                | 3:25.34 (52.52)               |
| 4 Malaysia              | A                              | 3:30.70                        | 3:27.87                       |
| 1) Jian Beng Foo 18     | 2) r:+0.46 Voon Lee Chen 15    | 3) r:+0.27 Kevin Yeap 19       | 4) r:+0.34 Daniel Bego 19     |
| r:+0.69 24.71           | 51.88 (51.88)                  | 1:16.62 (24.74)                | 1:44.41 (52.53)               |
| 2:09.30 (24.89)         | 2:36.25 (51.84)                | 3:01.25 (25.00)                | 3:27.87 (51.62)               |
| 5 Thailand              | A                              | NT                             | 3:31.72                       |
| 1) Thanyanant P 19      | 2) r:+0.21 Radomyos Matjiur 20 | 3) r:+0.41 Sanit Tiewong 13    | 4) r:+0.22 Nithipanya A 17    |
| r:+0.68 25.83           | 53.48 (53.48)                  | 1:18.28 (24.80)                | 1:46.60 (53.12)               |
| 2:11.74 (25.14)         | 2:38.89 (52.29)                | 3:04.18 (25.29)                | 3:31.72 (52.83)               |
| 6 Cambodia              | A                              | NT                             | 4:12.76                       |
| 1) Kun Narak 23         | 2) r:+0.62 Sao Sedarath 17     | 3) r:+0.58 Maximov Chamraen 12 | 4) r:+0.54 Hem Thonponloeu 18 |
| r:+0.86 29.66           | 1:04.26 (1:04.26)              | 1:35.93 (31.67)                | 2:09.15 (1:04.89)             |
| 2:39.09 (29.94)         | 3:12.85 (1:03.70)              | 3:41.13 (28.28)                | 4:12.76 (59.91)               |
| 7 Laos                  | A                              | NT                             | 4:16.53                       |
| 1) S Soukshathaphone 16 | 2) r:+0.43 S Saylom 19         | 3) r:+0.42 T Thepphitack 17    | 4) r:+0.35 S Soulasane 17     |
| r:+0.71 29.47           | 1:03.56 (1:03.56)              | 1:33.64 (30.08)                | 2:09.03 (1:05.47)             |
| 2:38.25 (29.22)         | 3:13.89 (1:04.86)              | 3:43.26 (29.37)                | 4:16.53 (1:02.64)             |
| --- Vietnam             | A                              | NT                             | NS                            |
|                         | 2) r:+0.00                     | 3) r:+0.00                     | 4) r:+0.00                    |



## Southeast Asian Games 2009 SWIMMING - 10/12/2009 to 14/12/2009

## Results

## Event 21 Men 50 LC Meter Freestyle

MR: 22.80 \* 10/12/2007 Daniel Coakley

PHI


| Name                           | Age | Team        | Prelim Time | Finals Time |
|--------------------------------|-----|-------------|-------------|-------------|
| <b>Finals</b>                  |     |             |             |             |
| 1 Daniel Coakley<br>r:+0.69    | 19  | Philippines | 22.89       | 22.62 *     |
| 2 Arwut C<br>r:+0.72           | 28  | Thailand    | 23.54       | 22.75 *     |
| 3 Russell Ong<br>r:+0.63       | 19  | Singapore   | 23.05       | 22.98       |
| 4 Omar Suryaatmadia<br>r:+0.69 | 26  | Indonesia   | 23.37       | 23.27       |
| 5 Jian Beng Foo<br>r:+0.68     | 18  | Malaysia    | 23.88       | 23.48       |
| 6 Kendrick UY<br>r:+0.67       | 20  | Philippines | 23.74       | 23.55       |
| 7 Jeffrey SU<br>r:+0.71        | 21  | Singapore   | 23.93       | 23.89       |
| 8 Brian Howard Ho<br>r:+0.61   | 23  | Indonesia   | 24.07       | 24.32       |
| <b>Preliminaries</b>           |     |             |             |             |
| 9 Voon Lee Chen                | 15  | Malaysia    | 24.71       |             |
| 10 Thanyanant P                | 19  | Thailand    | 24.76       |             |
| 11 Quy Phuoc Hoang             | 15  | Vietnam     | 24.83       |             |
| 12 Zaw Phyo Aung               | 16  | Myanmar     | 26.73       |             |
| 13 Hem Thonponloeu             | 18  | Cambodia    | 27.50       |             |
| 14 S Soulasane                 | 17  | Laos        | 27.92       |             |
| 15 Kun Narak                   | 23  | Cambodia    | 29.06       |             |
| 16 S Sonemina                  | 20  | Laos        | 29.57       |             |

## Event 21 Men 50 LC Meter Freestyle

MR: 22.80 \* 10/12/2007 Daniel Coakley

PHI

| Name                           | Age | Team        | Seed Time | Prelim Time |
|--------------------------------|-----|-------------|-----------|-------------|
| <b>Preliminaries</b>           |     |             |           |             |
| 1 Daniel Coakley<br>r:+0.73    | 19  | Philippines | 22.70     | 22.89 q     |
| 2 Russell Ong<br>r:+0.64       | 19  | Singapore   | 22.97     | 23.05 q     |
| 3 Omar Suryaatmadia<br>r:+0.69 | 26  | Indonesia   | 23.14     | 23.37 q     |
| 4 Arwut C<br>r:+0.71           | 28  | Thailand    | 23.40     | 23.54 q     |
| 5 Kendrick UY<br>r:+0.69       | 20  | Philippines | 24.01     | 23.74 q     |
| 6 Jian Beng Foo<br>r:+0.71     | 18  | Malaysia    | 23.45     | 23.88 q     |



## Southeast Asian Games 2009 SWIMMING - 10/12/2009 to 14/12/2009

## Results

## Preliminaries ... (Event 21 Men 50 LC Meter Freestyle)

| Name                          | Age | Team      | Seed Time | Prelim Time |   |
|-------------------------------|-----|-----------|-----------|-------------|---|
| 7 Jeffrey SU<br>r:+0.71       | 21  | Singapore | 23.72     | 23.93       | q |
| 8 Brian Howard Ho<br>r:+0.61  | 23  | Indonesia | 24.20     | 24.07       | q |
| 9 Voon Lee Chen<br>r:+0.66    | 15  | Malaysia  | 24.40     | 24.71       |   |
| 10 Thanyanant P<br>r:+0.70    | 19  | Thailand  | 24.40     | 24.76       |   |
| 11 Quy Phuoc Hoang<br>r:+0.69 | 15  | Vietnam   | 24.57     | 24.83       |   |
| 12 Zaw Phyo Aung<br>r:+0.77   | 16  | Myanmar   | 26.08     | 26.73       |   |
| 13 Hem Thonponloeu<br>r:+0.80 | 18  | Cambodia  | 27.28     | 27.50       |   |
| 14 S Soulasane<br>r:+0.72     | 17  | Laos      | NT        | 27.92       |   |
| 15 Kun Narak<br>r:+0.84       | 23  | Cambodia  | 28.92     | 29.06       |   |
| 16 S Sonemina<br>r:+0.81      | 20  | Laos      | NT        | 29.57       |   |

## Event 22 Women 200 LC Meter Breaststroke

MR: 2:31.90 \* 12/09/2001 Siow Yi Ting

MAS

| Name                                   | Age | Team      | Prelim Time | Finals Time |
|--|-----|-----------|-------------|-------------|
| <b>Finals</b>                          |     |           |             |             |
| 1 YI Ting Siow<br>r:+0.67 34.32        | 23  | Malaysia  | 2:35.89     | 2:30.35*    |
| 2 Cheryl Lim<br>r:+0.77 35.35          | 14  | Singapore | 2:37.51     | 2:34.73     |
| 3 Thi Hue Pham<br>r:+0.82 35.06        | 18  | Vietnam   | 2:38.48     | 2:35.79     |
| 4 Samantha Louisa Yeo<br>r:+0.65 35.22 | 11  | Singapore | 2:37.98     | 2:36.04     |
| 5 Phiangkhwan P<br>r:+0.66 36.51       | 12  | Thailand  | 2:44.84     | 2:40.83     |
| 6 Christina Loh<br>r:+0.77 36.21       | 13  | Malaysia  | 2:38.04     | 2:41.03     |
| 7 Afi Noviandari<br>r:+0.74 35.35      | 15  | Indonesia | 2:45.91     | 2:41.79     |
| 8 KP Margaretha<br>r:+0.84 37.84       | 16  | Indonesia | 2:49.01     | 2:48.57     |
| <b>Preliminaries</b>                   |     |           |             |             |
| 9 Thi Thuan Tran<br>37.89              | 18  | Vietnam   | 2:50.64     |             |
| 10 Panward Jitpairoj<br>40.34          | 19  | Thailand  | 2:53.92     |             |



## Southeast Asian Games 2009 SWIMMING - 10/12/2009 to 14/12/2009

## Results

## Preliminaries ... (Event 22 Women 200 LC Meter Breaststroke)

| Name               | Age   | Team            | Prelim Time     | Finals Time     |
|--------------------|-------|-----------------|-----------------|-----------------|
| 11 Hemthong Vitiny | 23    | Cambodia        | 3:13.80         |                 |
|                    | 42.37 | 1:32.30 (49.93) | 2:22.51 (50.21) | 3:13.80 (51.29) |
| --- Yen Davin      | 16    | Cambodia        | NS              |                 |

## Event 22 Women 200 LC Meter Breaststroke

MR: 2:31.90 \* 12/09/2001 Siow Yi Ting

MAS


| Name                  | Age           | Team            | Seed Time       | Prelim Time     |
|-----------------------|---------------|-----------------|-----------------|-----------------|
| <b>Preliminaries</b>  |               |                 |                 |                 |
| 1 YI Ting Siow        | 23            | Malaysia        | 2:31.80         | 2:35.89 q       |
|                       | r:+0.73 34.88 | 1:14.05 (39.17) | 1:54.11 (40.06) | 2:35.89 (41.78) |
| 2 Cheryl Lim          | 14            | Singapore       | 2:37.76         | 2:37.51 q       |
|                       | r:+0.77 36.44 | 1:16.40 (39.96) | 1:56.91 (40.51) | 2:37.51 (40.60) |
| 3 Samantha Louisa Yeo | 11            | Singapore       | 2:37.83         | 2:37.98 q       |
|                       | r:+0.68 35.49 | 1:15.46 (39.97) | 1:56.14 (40.68) | 2:37.98 (41.84) |
| 4 Christina Loh       | 13            | Malaysia        | 2:39.50         | 2:38.04 q       |
|                       | r:+0.71 35.95 | 1:16.66 (40.71) | 1:57.95 (41.29) | 2:38.04 (40.09) |
| 5 Thi Hue Pham        | 18            | Vietnam         | 2:37.00         | 2:38.48 q       |
|                       | r:+0.84 36.37 | 1:16.37 (40.00) | 1:57.44 (41.07) | 2:38.48 (41.04) |
| 6 Phiangkhwan P       | 12            | Thailand        | 2:44.00         | 2:44.84 q       |
|                       | r:+0.78 37.09 | 1:18.93 (41.84) | 2:02.36 (43.43) | 2:44.84 (42.48) |
| 7 Afi Noviandari      | 15            | Indonesia       | 2:37.63         | 2:45.91 q       |
|                       | r:+0.81 38.32 | 1:20.77 (42.45) | 2:03.65 (42.88) | 2:45.91 (42.26) |
| 8 KP Margaretha       | 16            | Indonesia       | 2:43.10         | 2:49.01 q       |
|                       | r:+0.86 39.15 | 1:22.47 (43.32) | 2:06.08 (43.61) | 2:49.01 (42.93) |
| 9 Thi Thuan Tran      | 18            | Vietnam         | 2:42.56         | 2:50.64         |
|                       | r:+0.77 37.89 | 1:20.83 (42.94) | 2:05.44 (44.61) | 2:50.64 (45.20) |
| 10 Panward Jitpairroj | 19            | Thailand        | 2:41.10         | 2:53.92         |
|                       | r:+0.78 40.34 | 1:24.96 (44.62) | 2:10.17 (45.21) | 2:53.92 (43.75) |
| 11 Hemthong Vitiny    | 23            | Cambodia        | 3:24.25         | 3:13.80         |
|                       | r:+0.69 42.37 | 1:32.30 (49.93) | 2:22.51 (50.21) | 3:13.80 (51.29) |
| --- Yen Davin         | 16            | Cambodia        | NT              | NS              |
| --- D Dadheuang       | 15            | Laos            | NT              | SCR             |

## Event 23 Men 200 LC Meter Breaststroke

MR: 2:15.62 \* 11/08/1999 Elvio Chia

MAS

| Name              | Age           | Team            | Prelim Time     | Finals Time     |
|-------------------|---------------|-----------------|-----------------|-----------------|
| <b>Finals</b>     |               |                 |                 |                 |
| 1 Nuttapon Ketin  | 16            | Thailand        | 2:20.51         | 2:13.42 *       |
|                   | r:+0.87 30.82 | 1:05.12 (34.30) | 1:39.05 (33.93) | 2:13.42 (34.37) |
| 2 Huu Viet Nguyen | 20            | Vietnam         | 2:20.31         | 2:15.25 *       |
|                   | r:+0.75 30.83 | 1:05.38 (34.55) | 1:40.69 (35.31) | 2:15.25 (34.56) |
| 3 Indra Gunawan   | 20            | Indonesia       | 2:24.26         | 2:17.09         |
|                   | r:+0.81 30.36 | 1:05.58 (35.22) | 1:40.42 (34.84) | 2:17.09 (36.67) |
| 4 Miguel Molina   | 24            | Philippines     | 2:22.84         | 2:17.64         |
|                   | r:+0.70 31.43 | 1:05.91 (34.48) | 1:41.31 (35.40) | 2:17.64 (36.33) |



## Southeast Asian Games 2009 SWIMMING - 10/12/2009 to 14/12/2009

## Results

## Finals ... (Event 23 Men 200 LC Meter Breaststroke)

| Name                 | Age             | Team            | Prelim Time     | Finals Time |
|----------------------|-----------------|-----------------|-----------------|-------------|
| 5 Vorravuti Aumpiwan | 25              | Thailand        | 2:21.12         | 2:17.72     |
| r:+0.87 31.22        | 1:05.94 (34.72) | 1:41.25 (35.31) | 2:17.72 (36.47) |             |
| 6 Idham M Dasuki     | 17              | Indonesia       | 2:20.38         | 2:19.56     |
| r:+0.79 31.30        | 1:06.60 (35.30) | 1:42.66 (36.06) | 2:19.56 (36.90) |             |
| 7 See Tuan Yap       | 19              | Malaysia        | 2:27.60         | 2:23.08     |
| r:+0.77 32.11        | 1:08.82 (36.71) | 1:45.72 (36.90) | 2:23.08 (37.36) |             |
| 8 Mark Tan           | 22              | Singapore       | 2:23.19         | 2:23.45     |
| r:+0.67 31.80        | 1:07.67 (35.87) | 1:44.91 (37.24) | 2:23.45 (38.54) |             |

## Preliminaries

|                |                 |                   |                   |  |
|----------------|-----------------|-------------------|-------------------|--|
| 9 Banjo Borja  | 16              | Philippines       | 2:28.83           |  |
| 34.18          | 1:11.81 (37.63) | 1:50.54 (38.73)   | 2:28.83 (38.29)   |  |
| 10 A Anulack   | 17              | Laos              | 2:57.09           |  |
| 36.81          | 1:21.82 (45.01) | 2:09.61 (47.79)   | 2:57.09 (47.48)   |  |
| 11 S Soutsada  | 26              | Laos              | 3:46.99           |  |
| 41.43          | 1:36.82 (55.39) | 2:41.23 (1:04.41) | 3:46.99 (1:05.76) |  |
| --- Jia Hao NG | 17              | Singapore         | DQ                |  |
| 31.40          | 1:07.68 (36.28) | 1:45.49 (37.81)   | DQ (39.35)        |  |

## Event 23 Men 200 LC Meter Breaststroke

MR: 2:15.62 \* 11/08/1999 Elvio Chia

MAS

| Name                 | Age             | Team              | Seed Time         | Prelim Time |
|----------------------|-----------------|-------------------|-------------------|-------------|
| <b>Preliminaries</b> |                 |                   |                   |             |
| 1 Huu Viet Nguyen    | 20              | Vietnam           | 2:16.80           | 2:20.31 q   |
| r:+0.77 31.48        | 1:06.94 (35.46) | 1:44.47 (37.53)   | 2:20.31 (35.84)   |             |
| 2 Idham M Dasuki     | 17              | Indonesia         | 2:19.66           | 2:20.38 q   |
| r:+0.80 32.15        | 1:07.62 (35.47) | 1:43.49 (35.87)   | 2:20.38 (36.89)   |             |
| 3 Nuttapon Ketin     | 16              | Thailand          | 2:17.20           | 2:20.51 q   |
| r:+0.89 32.86        | 1:08.42 (35.56) | 1:44.14 (35.72)   | 2:20.51 (36.37)   |             |
| 4 Vorravuti Aumpiwan | 25              | Thailand          | 2:22.30           | 2:21.12 q   |
| r:+0.87 33.35        | 1:08.69 (35.34) | 1:44.46 (35.77)   | 2:21.12 (36.66)   |             |
| 5 Miguel Molina      | 24              | Philippines       | 2:16.90           | 2:22.84 q   |
| r:+0.69 32.64        | 1:08.58 (35.94) | 1:45.81 (37.23)   | 2:22.84 (37.03)   |             |
| 6 Mark Tan           | 22              | Singapore         | 2:20.71           | 2:23.19 q   |
| r:+0.69 32.46        | 1:08.78 (36.32) | 1:45.65 (36.87)   | 2:23.19 (37.54)   |             |
| 7 Indra Gunawan      | 20              | Indonesia         | 2:18.80           | 2:24.26 q   |
| r:+0.79 32.20        | 1:09.26 (37.06) | 1:44.51 (35.25)   | 2:24.26 (39.75)   |             |
| 8 See Tuan Yap       | 19              | Malaysia          | 2:23.20           | 2:27.60 q   |
| r:+0.74 32.77        | 1:10.30 (37.53) | 1:48.31 (38.01)   | 2:27.60 (39.29)   |             |
| 9 Banjo Borja        | 16              | Philippines       | 2:29.20           | 2:28.83     |
| r:+0.75 34.18        | 1:11.81 (37.63) | 1:50.54 (38.73)   | 2:28.83 (38.29)   |             |
| 10 A Anulack         | 17              | Laos              | NT                | 2:57.09     |
| r:+0.73 36.81        | 1:21.82 (45.01) | 2:09.61 (47.79)   | 2:57.09 (47.48)   |             |
| 11 S Soutsada        | 26              | Laos              | NT                | 3:46.99     |
| r:+0.89 41.43        | 1:36.82 (55.39) | 2:41.23 (1:04.41) | 3:46.99 (1:05.76) |             |



## Southeast Asian Games 2009 SWIMMING - 10/12/2009 to 14/12/2009

## Results

## Preliminaries ... (Event 23 Men 200 LC Meter Breaststroke)

| Name  | Age     | Team      | Seed Time       | Prelim Time     |
|---|---------|-----------|-----------------|-----------------|
| --- Jia Hao NG  | 17      | Singapore | 2:24.66         | DQ              |
| Leg Movements not always simultaneous and in horizontal plane |         |           |                 |                 |
|   | r:+0.72 | 31.40     | 1:07.68 (36.28) | 1:45.49 (37.81) |
|   |         |           | DQ (39.35)      |                 |

## Event 24 Women 200 LC Meter Freestyle

MR: 2:03.00 \* 10/12/2007 J Krajang Nathanan

THA

| Name                 | Age     | Team            | Prelim Time     | Finals Time     |
|----------------------|---------|-----------------|-----------------|-----------------|
| <b>Finals</b>        |         |                 |                 |                 |
| 1 Ting Wen Quah      | 16      | Singapore       | 2:05.90         | 2:00.57*        |
|                      | r:+0.69 | 28.56           | 59.19 (30.63)   | 1:30.25 (31.06) |
|                      |         |                 | 2:00.57 (30.32) |                 |
| 2 Natthanan J        | 22      | Thailand        | 2:07.48         | 2:01.65*        |
|                      | r:+0.86 | 28.80           | 59.52 (30.72)   | 1:30.47 (30.95) |
|                      |         |                 | 2:01.65 (31.18) |                 |
| 3 Rutai Santadvatana | 26      | Thailand        | 2:08.26         | 2:03.90         |
|                      | r:+0.81 | 29.46           | 1:01.14 (31.68) | 1:33.08 (31.94) |
|                      |         |                 | 2:03.90 (30.82) |                 |
| 4 Erica Totten       | 20      | Philippines     | 2:08.20         | 2:03.97         |
|                      | r:+0.72 | 29.37           | 1:00.81 (31.44) | 1:32.54 (31.73) |
|                      |         |                 | 2:03.97 (31.43) |                 |
| 5 Xiang QI Lim       | 16      | Singapore       | 2:09.12         | 2:04.09         |
|                      | r:+0.57 | 29.24           | 1:01.34 (32.10) | 1:33.26 (31.92) |
|                      |         |                 | 2:04.09 (30.83) |                 |
| 6 Wei LI Lai         | 15      | Malaysia        | 2:09.33         | 2:06.36         |
|                      | r:+0.82 | 30.17           | 1:01.99 (31.82) | 1:34.17 (32.18) |
|                      |         |                 | 2:06.36 (32.19) |                 |
| 7 Heidi Gan          | 20      | Malaysia        | 2:08.36         | 2:07.79         |
|                      | r:+0.82 | 29.89           | 1:01.77 (31.88) | 1:34.62 (32.85) |
|                      |         |                 | 2:07.79 (33.17) |                 |
| 8 Tam Nguyen Tran    | 14      | Vietnam         | 2:09.19         | 2:08.51         |
|                      | r:+0.77 | 30.49           | 1:02.42 (31.93) | 1:35.57 (33.15) |
|                      |         |                 | 2:08.51 (32.94) |                 |
| <b>Preliminaries</b> |         |                 |                 |                 |
| 9 Fibriani R Marita  | 14      | Indonesia       | 2:11.97         |                 |
|                      | 30.81   | 1:03.43 (32.62) | 1:38.10 (34.67) | 2:11.97 (33.87) |
| 10 Enny Susilowati   | 19      | Indonesia       | 2:12.57         |                 |
|                      | 31.25   | 1:04.77 (33.52) | 1:38.84 (34.07) | 2:12.57 (33.73) |

## Event 24 Women 200 LC Meter Freestyle

MR: 2:03.00 \* 10/12/2007 J Krajang Nathanan

THA

| Name                 | Age     | Team        | Seed Time       | Prelim Time     |
|----------------------|---------|-------------|-----------------|-----------------|
| <b>Preliminaries</b> |         |             |                 |                 |
| 1 Ting Wen Quah      | 16      | Singapore   | 1:59.21         | 2:05.90 q       |
|                      | r:+0.73 | 28.60       | 1:00.18 (31.58) | 1:33.36 (33.18) |
|                      |         |             | 2:05.90 (32.54) |                 |
| 2 Natthanan J        | 22      | Thailand    | 2:01.30         | 2:07.48 q       |
|                      | r:+0.88 | 30.32       | 1:02.87 (32.55) | 1:36.31 (33.44) |
|                      |         |             | 2:07.48 (31.17) |                 |
| 3 Erica Totten       | 20      | Philippines | 2:04.80         | 2:08.20 q       |
|                      | r:+0.70 | 30.19       | 1:02.87 (32.68) | 1:36.01 (33.14) |
|                      |         |             | 2:08.20 (32.19) |                 |
| 4 Rutai Santadvatana | 26      | Thailand    | 2:04.50         | 2:08.26 q       |
|                      | r:+0.82 | 30.77       | 1:03.50 (32.73) | 1:36.54 (33.04) |
|                      |         |             | 2:08.26 (31.72) |                 |
| 5 Heidi Gan          | 20      | Malaysia    | 2:04.60         | 2:08.36 q       |
|                      | r:+0.80 | 29.95       | 1:01.77 (31.82) | 1:35.04 (33.27) |
|                      |         |             | 2:08.36 (33.32) |                 |
| 6 Xiang QI Lim       | 16      | Singapore   | 2:02.86         | 2:09.12 q       |
|                      | r:+0.68 | 29.85       | 1:02.59 (32.74) | 1:36.12 (33.53) |
|                      |         |             | 2:09.12 (33.00) |                 |



## Southeast Asian Games 2009 SWIMMING - 10/12/2009 to 14/12/2009

## Results

## Preliminaries ... (Event 24 Women 200 LC Meter Freestyle)

| Name                | Age             | Team            | Seed Time       | Prelim Time |   |
|---------------------|-----------------|-----------------|-----------------|-------------|---|
| 7 Tam Nguyen Tran   | 14              | Vietnam         | 2:09.45         | 2:09.19     | q |
| r:+0.81 30.65       | 1:03.30 (32.65) | 1:36.44 (33.14) | 2:09.19 (32.75) |             |   |
| 8 Wei LI Lai        | 15              | Malaysia        | 2:07.60         | 2:09.33     | q |
| r:+0.80 30.04       | 1:02.73 (32.69) | 1:36.42 (33.69) | 2:09.33 (32.91) |             |   |
| 9 Fibriani R Marita | 14              | Indonesia       | 2:09.30         | 2:11.97     |   |
| r:+0.73 30.81       | 1:03.43 (32.62) | 1:38.10 (34.67) | 2:11.97 (33.87) |             |   |
| 10 Enny Susilowati  | 19              | Indonesia       | 2:08.69         | 2:12.57     |   |
| r:+0.67 31.25       | 1:04.77 (33.52) | 1:38.84 (34.07) | 2:12.57 (33.73) |             |   |

## Event 25 Men 1500 LC Meter Freestyle

MR: 15:43.27 \* 15/12/1995 Torlap Sethasothon

THA

| Name               | Age              | Team             | Seed Time        | Finals Time |
|--------------------|------------------|------------------|------------------|-------------|
| 1 Ryan Arabejo     | 19               | Philippines      | 15:39.80         | 15:37.75 *  |
| r:+0.75 28.35      | 58.63 (30.28)    | 1:29.75 (31.12)  | 2:00.62 (30.87)  |             |
| 2:31.88 (31.26)    | 3:03.11 (31.23)  | 3:34.36 (31.25)  | 4:05.71 (31.35)  |             |
| 4:37.18 (31.47)    | 5:08.69 (31.51)  | 5:40.21 (31.52)  | 6:11.69 (31.48)  |             |
| 6:43.14 (31.45)    | 7:14.55 (31.41)  | 7:46.10 (31.55)  | 8:17.68 (31.58)  |             |
| 8:49.35 (31.67)    | 9:21.08 (31.73)  | 9:52.83 (31.75)  | 10:24.56 (31.73) |             |
| 10:56.07 (31.51)   | 11:27.62 (31.55) | 11:59.35 (31.73) | 12:30.91 (31.56) |             |
| 13:02.64 (31.73)   | 13:34.30 (31.66) | 14:05.89 (31.59) | 14:37.36 (31.47) |             |
| 15:08.64 (31.28)   | 15:37.75 (29.11) |                  |                  |             |
| 2 Kevin Yeap       | 19               | Malaysia         | 16:02.00         | 15:51.80    |
| r:+0.83 28.42      | 59.04 (30.62)    | 1:30.38 (31.34)  | 2:01.77 (31.39)  |             |
| 2:33.61 (31.84)    | 3:05.39 (31.78)  | 3:37.62 (32.23)  | 4:09.79 (32.17)  |             |
| 4:41.65 (31.86)    | 5:13.71 (32.06)  | 5:45.52 (31.81)  | 6:17.33 (31.81)  |             |
| 6:49.10 (31.77)    | 7:21.10 (32.00)  | 7:52.83 (31.73)  | 8:24.68 (31.85)  |             |
| 8:56.78 (32.10)    | 9:28.81 (32.03)  | 10:00.87 (32.06) | 10:32.80 (31.93) |             |
| 11:05.00 (32.20)   | 11:37.18 (32.18) | 12:09.23 (32.05) | 12:41.36 (32.13) |             |
| 13:13.36 (32.00)   | 13:45.46 (32.10) | 14:17.51 (32.05) | 14:49.72 (32.21) |             |
| 15:21.60 (31.88)   | 15:51.80 (30.20) |                  |                  |             |
| 3 Punyawee Sontana | 16               | Thailand         | 16:14.20         | 16:02.21    |
| r:+0.80 28.34      | 59.21 (30.87)    | 1:31.00 (31.79)  | 2:02.74 (31.74)  |             |
| 2:34.76 (32.02)    | 3:06.57 (31.81)  | 3:38.71 (32.14)  | 4:10.83 (32.12)  |             |
| 4:43.15 (32.32)    | 5:15.21 (32.06)  | 5:47.48 (32.27)  | 6:19.70 (32.22)  |             |
| 6:52.18 (32.48)    | 7:24.39 (32.21)  | 7:56.82 (32.43)  | 8:29.19 (32.37)  |             |
| 9:01.71 (32.52)    | 9:34.25 (32.54)  | 10:06.89 (32.64) | 10:39.11 (32.22) |             |
| 11:11.68 (32.57)   | 11:43.95 (32.27) | 12:16.41 (32.46) | 12:48.89 (32.48) |             |
| 13:21.44 (32.55)   | 13:54.01 (32.57) | 14:26.74 (32.73) | 14:59.40 (32.66) |             |
| 15:31.84 (32.44)   | 16:02.21 (30.37) |                  |                  |             |



## Southeast Asian Games 2009 SWIMMING - 10/12/2009 to 14/12/2009

## Results

## (Event 25 Men 1500 LC Meter Freestyle)

| Name               | Age              | Team             | Seed Time        | Finals Time |
|--------------------|------------------|------------------|------------------|-------------|
| 4 Kevin Lim        | 16               | Malaysia         | 16:21.60         | 16:09.09    |
| r:+0.79 29.08      | 59.83 (30.75)    | 1:31.24 (31.41)  | 2:03.16 (31.92)  |             |
| 2:34.83 (31.67)    | 3:06.98 (32.15)  | 3:39.12 (32.14)  | 4:11.20 (32.08)  |             |
| 4:43.24 (32.04)    | 5:15.33 (32.09)  | 5:47.60 (32.27)  | 6:19.74 (32.14)  |             |
| 6:51.95 (32.21)    | 7:24.31 (32.36)  | 7:56.66 (32.35)  | 8:28.96 (32.30)  |             |
| 9:01.58 (32.62)    | 9:34.00 (32.42)  | 10:06.67 (32.67) | 10:39.35 (32.68) |             |
| 11:12.28 (32.93)   | 11:45.20 (32.92) | 12:18.19 (32.99) | 12:51.30 (33.11) |             |
| 13:24.79 (33.49)   | 13:58.24 (33.45) | 14:31.67 (33.43) | 15:05.02 (33.35) |             |
| 15:38.24 (33.22)   | 16:09.09 (30.85) |                  |                  |             |
| 5 Jose Gonzales    | 15               | Philippines      | 17:36.90         | 16:49.75    |
| r:+0.68 29.48      | 1:01.70 (32.22)  | 1:35.30 (33.60)  | 2:08.57 (33.27)  |             |
| 2:42.22 (33.65)    | 3:15.82 (33.60)  | 3:49.29 (33.47)  | 4:23.12 (33.83)  |             |
| 4:57.08 (33.96)    | 5:31.01 (33.93)  | 6:05.56 (34.55)  | 6:39.59 (34.03)  |             |
| 7:13.76 (34.17)    | 7:47.65 (33.89)  | 8:21.69 (34.04)  | 8:55.75 (34.06)  |             |
| 9:30.27 (34.52)    | 10:03.99 (33.72) | 10:38.26 (34.27) | 11:12.41 (34.15) |             |
| 11:46.60 (34.19)   | 12:20.81 (34.21) | 12:55.15 (34.34) | 13:29.10 (33.95) |             |
| 14:03.01 (33.91)   | 14:36.39 (33.38) | 15:10.11 (33.72) | 15:43.60 (33.49) |             |
| 16:17.25 (33.65)   | 16:49.75 (32.50) |                  |                  |             |
| 6 Maximov Chamraen | 12               | Cambodia         | 20:17.88         | 19:29.16    |
| r:+0.58 32.41      | 1:09.37 (36.96)  | 1:47.90 (38.53)  | 2:26.65 (38.75)  |             |
| 3:05.63 (38.98)    | 3:44.19 (38.56)  | 4:23.62 (39.43)  | 5:02.57 (38.95)  |             |
| 5:41.66 (39.09)    | 6:20.35 (38.69)  | 6:59.28 (38.93)  | 7:38.59 (39.31)  |             |
| 8:19.11 (40.52)    | 8:57.64 (38.53)  | 9:38.15 (40.51)  | 10:17.95 (39.80) |             |
| 10:58.14 (40.19)   | 11:37.91 (39.77) | 12:18.20 (40.29) | 12:53.82 (35.62) |             |
| 13:34.53 (40.71)   | 14:16.10 (41.57) | 14:56.79 (40.69) | 15:35.78 (38.99) |             |
| 16:15.12 (39.34)   | 16:54.57 (39.45) | 17:34.24 (39.67) | 18:11.97 (37.73) |             |
| 18:52.32 (40.35)   | 19:29.16 (36.84) |                  |                  |             |


## Event 26 Women 400 LC Meter Medley Relay

## Straight Final

MR: 4:13.18 \* 10/12/2007

SIN

| Team                   | Relay                           | Seed Time                   | Finals Time                   |
|------------------------|---------------------------------|-----------------------------|-------------------------------|
| 1 Singapore            | A                               | 4:09.16                     | 4:10.38 *                     |
| 1) Shana Lim 15        | 2) r:+0.25 Roanne HO 16         | 3) r:+0.36 LI Tao 18        | 4) r:+0.26 Ting Wen Quah 16   |
| r:+0.67 30.34          | 1:03.37 (1:03.37)               | 1:36.36 (32.99)             | 2:15.11 (1:11.74)             |
| 2:42.84 (27.73)        | 3:14.16 (59.05)                 | 3:41.26 (27.10)             | 4:10.38 (56.22)               |
| 2 Malaysia             | A                               | 4:16.40                     | 4:13.18 *                     |
| 1) Lai Kwan Chui 18    | 2) r:+0.43 YI Ting Siow 23      | 3) r:+0.19 Marellyn Liew 19 | 4) r:+0.32 Cai Lin Khoo 20    |
| r:+0.61 31.08          | 1:04.03 (1:04.03)               | 1:36.91 (32.88)             | 2:14.43 (1:10.40)             |
| 2:42.80 (28.37)        | 3:16.29 (1:01.86)               | 3:43.47 (27.18)             | 4:13.18 (56.89)               |
| 3 Thailand             | A                               | NT                          | 4:19.89                       |
| 1) Chavisa T 19        | 2) r:+0.18 Natthanan J 22       | 3) r:+0.34 Phiangkhwan P 12 | 4) r:+0.64 Natnapa P 19       |
| r:+0.70 32.57          | 1:06.73 (1:06.73)               | 1:40.79 (34.06)             | 2:20.55 (1:13.82)             |
| 2:49.36 (28.81)        | 3:22.40 (1:01.85)               | 3:50.57 (28.17)             | 4:19.89 (57.49)               |
| 4 Indonesia            | A                               | 4:21.67                     | 4:26.81                       |
| 1) Tiffani Sudharma 24 | 2) r:+0.46 Afri Novianandari 15 | 3) r:+0.65 Ressa Ressa 14   | 4) r:+0.30 Enny Susilowati 19 |
| r:+0.61 31.68          | 1:06.24 (1:06.24)               | 1:41.20 (34.96)             | 2:20.60 (1:14.36)             |
| 2:50.69 (30.09)        | 3:26.61 (1:06.01)               | 3:55.52 (28.91)             | 4:26.81 (1:00.20)             |



## Southeast Asian Games 2009 SWIMMING - 10/12/2009 to 14/12/2009

## Results

**(Event 26 Women 400 LC Meter Medley Relay)**


| Team                               | Relay   | Seed Time                                    | Finals Time                                     |
|------------------------------------|---|--|---|
| 5 Laos                             | A   | NT   | 5:48.23   |
| 1) D Dadheuang 15<br>r:+0.66 40.09 | 2) r:+0.63 C Chansamone 19<br>1:23.26 (1:23.26) | 3) r:+0.74 V Veomany 12<br>3:02.71 (1:39.45) | 4) r:-0.11 T Thepaksone 13<br>5:48.23 (1:12.13) |
| 3:42.39 (39.68)                    | 4:36.10 (1:33.39)                               | 5:08.84 (32.74)                              |   |
| --- Vietnam                        | A   | NT   | NS  |
|                                    | 2) r:+0.00                                      | 3) r:+0.00                                   | 4) r:+0.00                                      |

**Event 27 Women 50 LC Meter Freestyle**

| Name                          | Age | Team        | Prelim Time | Finals Time |
|-------------------------------|-----|-------------|-------------|-------------|
| <b>Finals</b>                 |     |             |             |             |
| 1 Xiang QI Lim<br>r:+0.73     | 16  | Singapore   | 26.27       | 25.82*      |
| 2 Ting Wen Quah<br>r:+0.73    | 16  | Singapore   | 26.28       | 25.88*      |
| 3 Lai Kwan Chui<br>r:+0.74    | 18  | Malaysia    | 26.22       | 26.22       |
| 4 Natthanan J<br>r:+0.85      | 22  | Thailand    | 26.64       | 26.29       |
| 5 Jasmine Alkhaldi<br>r:+0.74 | 15  | Philippines | 26.66       | 26.56       |
| 6 Chii Lin Leung<br>r:+0.67   | 17  | Malaysia    | 27.15       | 26.62       |
| 7 Natsaya Susuk<br>r:+0.75    | 18  | Thailand    | 27.25       | 26.74       |
| 8 Heidi Ong<br>r:+0.66        | 20  | Philippines | 27.45       | 27.01       |
| <b>Preliminaries</b>          |     |             |             |             |
| 9 Enny Susilowati             | 19  | Indonesia   | 27.56       |             |
| 10 Tam Nguyen Tran            | 14  | Vietnam     | 27.92       |             |
| 11 Ressa Ressa                | 14  | Indonesia   | 28.89       |             |
| 12 Hemthou Vitiny             | 23  | Cambodia    | 31.35       |             |
| 13 T Thepaksone               | 13  | Laos        | 32.20       |             |
| 14 Seng Sam Phors             | 15  | Cambodia    | 32.63       |             |
| 15 V Veomany                  | 12  | Laos        | 33.95       |             |

**Event 27 Women 50 LC Meter Freestyle**

| Name                       | Age | Team      | Seed Time | Prelim Time |
|----------------------------|-----|-----------|-----------|-------------|
| <b>Preliminaries</b>       |     |           |           |             |
| 1 Lai Kwan Chui<br>r:+0.72 | 18  | Malaysia  | 26.38     | 26.22 q     |
| 2 Xiang QI Lim<br>r:+0.67  | 16  | Singapore | 25.38     | 26.27 q     |
| 3 Ting Wen Quah<br>r:+0.70 | 16  | Singapore | 25.43     | 26.28 q     |



## Southeast Asian Games 2009 SWIMMING - 10/12/2009 to 14/12/2009

## Results

## Preliminaries ... (Event 27 Women 50 LC Meter Freestyle)


| Name                          | Age | Team        | Seed Time | Prelim Time |   |
|-------------------------------|-----|-------------|-----------|-------------|---|
| 4 Natthanan J<br>r:+0.82      | 22  | Thailand    | 26.30     | 26.64       | q |
| 5 Jasmine Alkhaldi<br>r:+0.73 | 15  | Philippines | 27.20     | 26.66       | q |
| 6 Chii Lin Leung<br>r:+0.70   | 17  | Malaysia    | 26.18     | 27.15       | q |
| 7 Natsaya Susuk<br>r:+0.77    | 18  | Thailand    | 27.00     | 27.25       | q |
| 8 Heidi Ong<br>r:+0.67        | 20  | Philippines | 26.80     | 27.45       | q |
| 9 Enny Susilowati<br>r:+0.68  | 19  | Indonesia   | 27.32     | 27.56       |   |
| 10 Tam Nguyen Tran<br>r:+0.79 | 14  | Vietnam     | 27.92     | 27.92       |   |
| 11 Ressa Ressa<br>r:+0.74     | 14  | Indonesia   | 28.11     | 28.89       |   |
| 12 Hemthon Vitiny<br>r:+0.78  | 23  | Cambodia    | 21.11     | 31.35       |   |
| 13 T Thepaksone<br>r:+0.75    | 13  | Laos        | NT        | 32.20       |   |
| 14 Seng Sam Phors<br>r:+0.99  | 15  | Cambodia    | 23.48     | 32.63       |   |
| 15 V Veomany<br>r:+0.88       | 12  | Laos        | NT        | 33.95       |   |

## Event 28 Men 200 LC Meter Freestyle

MR: 1:52.32 \* 11/12/2007 Daniel Bego

MAS

| Name                                | Age           | Team            | Prelim Time     | Finals Time |
|-------------------------------------|---------------|-----------------|-----------------|-------------|
| <b>Finals</b>                       |               |                 |                 |             |
| 1 Daniel Bego<br>r:+0.66 25.91      | 19            | Malaysia        | 1:56.74         | 1:49.22 *   |
|                                     | 53.94 (28.03) | 1:22.41 (28.47) | 1:49.22 (26.81) |             |
| 2 Miguel Molina<br>r:+0.68 26.23    | 24            | Philippines     | 1:59.20         | 1:51.71 *   |
|                                     | 53.34 (27.11) | 1:21.32 (27.98) | 1:51.71 (30.39) |             |
| 3 Joshua Lim<br>r:+0.68 26.43       | 20            | Singapore       | 1:57.30         | 1:51.76 *   |
|                                     | 54.47 (28.04) | 1:22.67 (28.20) | 1:51.76 (29.09) |             |
| 4 Sanit Tiewong<br>r:+0.85 26.06    | 13            | Thailand        | 1:59.30         | 1:51.88 *   |
|                                     | 54.41 (28.35) | 1:23.84 (29.43) | 1:51.88 (28.04) |             |
| 5 Jessie Lacuna<br>r:+0.67 26.88    | 15            | Philippines     | 1:55.15         | 1:52.22 *   |
|                                     | 55.10 (28.22) | 1:23.54 (28.44) | 1:52.22 (28.68) |             |
| 6 Triady Fauzi<br>r:+0.63 26.44     | 17            | Indonesia       | 1:54.01         | 1:52.42     |
|                                     | 55.46 (29.02) | 1:24.21 (28.75) | 1:52.42 (28.21) |             |
| 7 Kevin Yeap<br>r:+0.76 26.91       | 19            | Malaysia        | 1:59.56         | 1:54.49     |
|                                     | 56.32 (29.41) | 1:26.27 (29.95) | 1:54.49 (28.22) |             |
| 8 Thanh Hai Nguyen<br>r:+0.73 26.49 | 24            | Vietnam         | 1:57.59         | 1:54.85     |
|                                     | 55.03 (28.54) | 1:24.83 (29.80) | 1:54.85 (30.02) |             |



## Southeast Asian Games 2009 SWIMMING - 10/12/2009 to 14/12/2009

## Results

## Preliminaries ... (Event 28 Men 200 LC Meter Freestyle)

| Name                 | Age             | Team            | Prelim Time     | Finals Time |
|----------------------|-----------------|-----------------|-----------------|-------------|
| <b>Preliminaries</b> |                 |                 |                 |             |
| 9 Marcus Cheah       | 20              | Singapore       | 1:59.59         |             |
| r: 27.47             | 57.65 (30.18)   | 1:28.62 (30.97) | 1:59.59 (30.97) |             |
| 10 Tharnawat T       | 21              | Thailand        | 2:15.80         |             |
| r: 28.23             | 1:02.02 (33.79) | 1:39.90 (37.88) | 2:15.80 (35.90) |             |
| 11 Hem Thonponloeu   | 18              | Cambodia        | 2:21.17         |             |
| r: 31.86             | 1:07.93 (36.07) | 1:44.48 (36.55) | 2:21.17 (36.69) |             |
| 12 Maximov Chamraen  | 12              | Cambodia        | 2:23.13         |             |
| r: 31.70             | 1:07.57 (35.87) | 1:45.36 (37.79) | 2:23.13 (37.77) |             |
| 13 S Soukshathaphone | 16              | Laos            | 2:28.35         |             |
| r: 32.59             | 1:10.20 (37.61) | 1:50.83 (40.63) | 2:28.35 (37.52) |             |
| 14 M Mitpaseth       | 14              | Laos            | 3:04.38         |             |
| r: 37.93             | 1:24.79 (46.86) | 2:15.87 (51.08) | 3:04.38 (48.51) |             |

## Event 28 Men 200 LC Meter Freestyle

MR: 1:52.32 \* 11/12/2007 Daniel Bego

MAS

| Name                 | Age             | Team            | Seed Time       | Prelim Time |
|----------------------|-----------------|-----------------|-----------------|-------------|
| <b>Preliminaries</b> |                 |                 |                 |             |
| 1 Triady Fauzi       | 17              | Indonesia       | 1:54.11         | 1:54.01 q   |
| r: +0.63 26.69       | 56.00 (29.31)   | 1:25.62 (29.62) | 1:54.01 (28.39) |             |
| 2 Jessie Lacuna      | 15              | Philippines     | 1:54.40         | 1:55.15 q   |
| r: +0.69 27.82       | 56.94 (29.12)   | 1:26.60 (29.66) | 1:55.15 (28.55) |             |
| 3 Daniel Bego        | 19              | Malaysia        | 1:50.90         | 1:56.74 q   |
| r: +0.68 28.10       | 58.01 (29.91)   | 1:28.21 (30.20) | 1:56.74 (28.53) |             |
| 4 Joshua Lim         | 20              | Singapore       | 1:52.99         | 1:57.30 q   |
| r: +0.68 27.88       | 57.73 (29.85)   | 1:27.81 (30.08) | 1:57.30 (29.49) |             |
| 5 Thanh Hai Nguyen   | 24              | Vietnam         | 1:54.70         | 1:57.59 q   |
| r: +0.71 27.86       | 57.59 (29.73)   | 1:28.51 (30.92) | 1:57.59 (29.08) |             |
| 6 Miguel Molina      | 24              | Philippines     | 1:52.70         | 1:59.20 q   |
| r: +0.72 26.74       | 55.33 (28.59)   | 1:28.14 (32.81) | 1:59.20 (31.06) |             |
| 7 Sanit Tiewong      | 13              | Thailand        | 1:54.30         | 1:59.30 q   |
| r: +0.84 27.15       | 56.72 (29.57)   | 1:27.56 (30.84) | 1:59.30 (31.74) |             |
| 8 Kevin Yeap         | 19              | Malaysia        | 1:54.60         | 1:59.56 q   |
| r: +0.77 27.86       | 58.32 (30.46)   | 1:29.09 (30.77) | 1:59.56 (30.47) |             |
| 9 Marcus Cheah       | 20              | Singapore       | 1:53.78         | 1:59.59     |
| r: +0.70 27.47       | 57.65 (30.18)   | 1:28.62 (30.97) | 1:59.59 (30.97) |             |
| 10 Tharnawat T       | 21              | Thailand        | NT              | 2:15.80     |
| r: +0.81 28.23       | 1:02.02 (33.79) | 1:39.90 (37.88) | 2:15.80 (35.90) |             |
| 11 Hem Thonponloeu   | 18              | Cambodia        | 2:20.59         | 2:21.17     |
| r: +0.75 31.86       | 1:07.93 (36.07) | 1:44.48 (36.55) | 2:21.17 (36.69) |             |
| 12 Maximov Chamraen  | 12              | Cambodia        | 2:23.91         | 2:23.13     |
| r: +0.60 31.70       | 1:07.57 (35.87) | 1:45.36 (37.79) | 2:23.13 (37.77) |             |
| 13 S Soukshathaphone | 16              | Laos            | NT              | 2:28.35     |
| r: +0.70 32.59       | 1:10.20 (37.61) | 1:50.83 (40.63) | 2:28.35 (37.52) |             |
| 14 M Mitpaseth       | 14              | Laos            | NT              | 3:04.38     |
| r: +0.78 37.93       | 1:24.79 (46.86) | 2:15.87 (51.08) | 3:04.38 (48.51) |             |



## Southeast Asian Games 2009 SWIMMING - 10/12/2009 to 14/12/2009

## Results

## Preliminaries ... (Event 28 Men 200 LC Meter Freestyle)

| Name              | Age | Team | Seed Time | Prelim Time |
|-------------------|-----|------|-----------|-------------|
| --- S Soulasane   | 17  | Laos | NT        | SCR         |
| --- T Thepphitack | 17  | Laos | NT        | SCR         |

## Event 29 Women 200 LC Meter Butterfly

MR: 2:14.11 \* 03/12/2005 Tao Li

SIN


| Name                 | Age             | Team            | Prelim Time     | Finals Time |
|----------------------|-----------------|-----------------|-----------------|-------------|
| <b>Finals</b>        |                 |                 |                 |             |
| 1 LI Tao             | 18              | Singapore       | 2:21.36         | 2:13.49*    |
| r:+0.78 30.54        | 1:04.66 (34.12) | 1:38.53 (33.87) | 2:13.49 (34.96) |             |
| 2 Cai Lin Khoo       | 20              | Malaysia        | 2:22.09         | 2:14.30     |
| r:+0.77 29.97        | 1:03.51 (33.54) | 1:38.67 (35.16) | 2:14.30 (35.63) |             |
| 3 Patarawadee K      | 14              | Thailand        | 2:20.92         | 2:14.64     |
| r:+0.76 31.12        | 1:05.82 (34.70) | 1:40.33 (34.51) | 2:14.64 (34.31) |             |
| 4 Erica Totten       | 20              | Philippines     | 2:19.61         | 2:15.76     |
| r:+0.71 30.87        | 1:05.47 (34.60) | 1:40.63 (35.16) | 2:15.76 (35.13) |             |
| 5 T Kim Tuyen Nguyen | 14              | Vietnam         | 2:20.41         | 2:16.33     |
| r:+0.77 31.40        | 1:06.05 (34.65) | 1:41.29 (35.24) | 2:16.33 (35.04) |             |
| 6 Siew Siew Hii      | 14              | Malaysia        | 2:19.70         | 2:18.65     |
| r:+0.76 30.38        | 1:05.56 (35.18) | 1:41.66 (36.10) | 2:18.65 (36.99) |             |
| 7 Raina Saumi        | 13              | Indonesia       | 2:21.58         | 2:21.05     |
| r:+0.81 31.52        | 1:06.58 (35.06) | 1:43.05 (36.47) | 2:21.05 (38.00) |             |
| 8 Ting Ting Koh      | 17              | Singapore       | 2:24.69         | 2:23.92     |
| r:+0.77 31.83        | 1:08.03 (36.20) | 1:45.31 (37.28) | 2:23.92 (38.61) |             |
| <b>Preliminaries</b> |                 |                 |                 |             |
| 9 Maria Gandionco    | 19              | Philippines     | 2:25.41         |             |
| 32.35                | 1:08.26 (35.91) | 1:46.00 (37.74) | 2:25.41 (39.41) |             |
| 10 Natnapa P         | 19              | Thailand        | 2:41.09         |             |
| 34.51                | 1:17.71 (43.20) | 2:00.85 (43.14) | 2:41.09 (40.24) |             |

## Event 29 Women 200 LC Meter Butterfly

MR: 2:14.11 \* 03/12/2005 Tao Li

SIN

| Name                 | Age             | Team            | Seed Time       | Prelim Time |
|----------------------|-----------------|-----------------|-----------------|-------------|
| <b>Preliminaries</b> |                 |                 |                 |             |
| 1 Erica Totten       | 20              | Philippines     | 2:16.10         | 2:19.61 q   |
| r:+0.73 31.68        | 1:07.22 (35.54) | 1:43.62 (36.40) | 2:19.61 (35.99) |             |
| 2 Siew Siew Hii      | 14              | Malaysia        | 2:18.80         | 2:19.70 q   |
| r:+0.78 30.70        | 1:05.90 (35.20) | 1:42.66 (36.76) | 2:19.70 (37.04) |             |
| 3 T Kim Tuyen Nguyen | 14              | Vietnam         | 2:19.95         | 2:20.41 q   |
| r:+0.77 32.07        | 1:07.95 (35.88) | 1:44.30 (36.35) | 2:20.41 (36.11) |             |
| 4 Patarawadee K      | 14              | Thailand        | 2:19.20         | 2:20.92 q   |
| r:+0.77 31.89        | 1:07.86 (35.97) | 1:43.91 (36.05) | 2:20.92 (37.01) |             |
| 5 LI Tao             | 18              | Singapore       | 2:12.83         | 2:21.36 q   |
| r:+0.77 31.77        | 1:07.88 (36.11) | 1:44.24 (36.36) | 2:21.36 (37.12) |             |
| 6 Raina Saumi        | 13              | Indonesia       | 2:19.06         | 2:21.58 q   |
| r:+0.82 31.58        | 1:07.01 (35.43) | 1:43.78 (36.77) | 2:21.58 (37.80) |             |



## Southeast Asian Games 2009 SWIMMING - 10/12/2009 to 14/12/2009

## Results

## Preliminaries ... (Event 29 Women 200 LC Meter Butterfly)

| Name              | Age             | Team            | Seed Time       | Prelim Time |   |
|-------------------|-----------------|-----------------|-----------------|-------------|---|
| 7 Cai Lin Khoo    | 20              | Malaysia        | 2:16.10         | 2:22.09     | q |
| r:+0.76 31.93     | 1:09.04 (37.11) | 1:46.26 (37.22) | 2:22.09 (35.83) |             |   |
| 8 Ting Ting Koh   | 17              | Singapore       | 2:19.23         | 2:24.69     | q |
| r:+0.79 32.35     | 1:09.20 (36.85) | 1:46.90 (37.70) | 2:24.69 (37.79) |             |   |
| 9 Maria Gandionco | 19              | Philippines     | 2:20.70         | 2:25.41     |   |
| r:+0.74 32.35     | 1:08.26 (35.91) | 1:46.00 (37.74) | 2:25.41 (39.41) |             |   |
| 10 Natnapa P      | 19              | Thailand        | 2:23.10         | 2:41.09     |   |
| r:+0.84 34.51     | 1:17.71 (43.20) | 2:00.85 (43.14) | 2:41.09 (40.24) |             |   |

## Event 30 Men 200 LC Meter Butterfly

MR: 2:00.45 \* 11/12/2007 James Walsh

PHI

| Name             | Age             | Team            | Prelim Time     | Finals Time |
|------------------|-----------------|-----------------|-----------------|-------------|
| <b>Finals</b>    |                 |                 |                 |             |
| 1 Daniel Bego    | 19              | Malaysia        | 2:05.17         | 2:00.61     |
| r:+0.69 27.53    | 58.69 (31.16)   | 1:30.01 (31.32) | 2:00.61 (30.60) |             |
| 2 Donny B Utomo  | 29              | Indonesia       | 2:04.91         | 2:00.90     |
| r:+0.73 27.24    | 58.13 (30.89)   | 1:29.76 (31.63) | 2:00.90 (31.14) |             |
| 3 Thai Nguyen VO | 21              | Vietnam         | 2:06.50         | 2:01.34     |
| r:+0.76 27.55    | 58.26 (30.71)   | 1:29.74 (31.48) | 2:01.34 (31.60) |             |
| 4 James Walsh    | 22              | Philippines     | 2:06.54         | 2:02.86     |
| r:+0.69 28.25    | 59.47 (31.22)   | 1:31.45 (31.98) | 2:02.86 (31.41) |             |
| 5 Arkom A        | 16              | Thailand        | 2:06.68         | 2:03.34     |
| r:+0.87 26.88    | 58.01 (31.13)   | 1:30.74 (32.73) | 2:03.34 (32.60) |             |
| 6 Wei Ming HO    | 14              | Singapore       | 2:10.58         | 2:05.76     |
| r:+0.69 27.96    | 58.38 (30.42)   | 1:31.50 (33.12) | 2:05.76 (34.26) |             |
| 7 Kevin Lim      | 16              | Malaysia        | 2:08.25         | 2:06.07     |
| r:+0.70 27.95    | 59.67 (31.72)   | 1:32.29 (32.62) | 2:06.07 (33.78) |             |
| 8 Robert Walsh   | 19              | Philippines     | 2:08.69         | 2:09.35     |
| r:+0.71 28.30    | 1:00.61 (32.31) | 1:33.96 (33.35) | 2:09.35 (35.39) |             |

## Preliminaries


|             |               |                 |                 |  |
|-------------|---------------|-----------------|-----------------|--|
| 1 Rainer NG | 16            | Singapore       | 2:03.14         |  |
| 27.23       | 58.29 (31.06) | 1:30.48 (32.19) | 2:03.14 (32.66) |  |

## Event 30 Men 200 LC Meter Butterfly

MR: 2:00.45 \* 11/12/2007 James Walsh

PHI

| Name                 | Age             | Team            | Seed Time       | Prelim Time |   |
|----------------------|-----------------|-----------------|-----------------|-------------|---|
| <b>Preliminaries</b> |                 |                 |                 |             |   |
| 1 Rainer NG          | 16              | Singapore       | 2:03.83         | 2:03.14     | q |
| r:+0.65 27.23        | 58.29 (31.06)   | 1:30.48 (32.19) | 2:03.14 (32.66) |             |   |
| 2 Donny B Utomo      | 29              | Indonesia       | 2:00.60         | 2:04.91     | q |
| r:+0.74 27.76        | 59.12 (31.36)   | 1:31.76 (32.64) | 2:04.91 (33.15) |             |   |
| 3 Daniel Bego        | 19              | Malaysia        | 1:59.00         | 2:05.17     | q |
| r:+0.70 28.70        | 1:00.65 (31.95) | 1:33.62 (32.97) | 2:05.17 (31.55) |             |   |
| 4 Thai Nguyen VO     | 21              | Vietnam         | 2:04.09         | 2:06.50     | q |
| r:+0.84 29.35        | 1:01.49 (32.14) | 1:34.01 (32.52) | 2:06.50 (32.49) |             |   |



## Southeast Asian Games 2009 SWIMMING - 10/12/2009 to 14/12/2009

## Results

## Preliminaries ... (Event 30 Men 200 LC Meter Butterfly)

| Name           | Age             | Team            | Seed Time       | Prelim Time |   |
|----------------|-----------------|-----------------|-----------------|-------------|---|
| 5 James Walsh  | 22              | Philippines     | 1:59.40         | 2:06.54     | q |
| r:+0.70 28.69  | 1:00.55 (31.86) | 1:34.06 (33.51) | 2:06.54 (32.48) |             |   |
| 6 Arkom A      | 16              | Thailand        | 2:03.30         | 2:06.68     | q |
| r:+0.91 27.46  | 59.80 (32.34)   | 1:34.17 (34.37) | 2:06.68 (32.51) |             |   |
| 7 Kevin Lim    | 16              | Malaysia        | 2:06.00         | 2:08.25     | q |
| r:+0.74 28.23  | 1:00.56 (32.33) | 1:34.22 (33.66) | 2:08.25 (34.03) |             |   |
| 8 Robert Walsh | 19              | Philippines     | 2:08.20         | 2:08.69     | q |
| r:+0.74 29.05  | 1:01.37 (32.32) | 1:34.71 (33.34) | 2:08.69 (33.98) |             |   |
| 9 Wei Ming HO  | 14              | Singapore       | 2:09.86         | 2:10.58     |   |
| r:+0.69 28.58  | 1:00.81 (32.23) | 1:34.73 (33.92) | 2:10.58 (35.85) |             |   |

## Event 31 Women 400 LC Meter IM

MR: 4:51.87 \* 13/08/1999 Jocelin Yeo

SIN

| Name                 | Age             | Team            | Prelim Time     | Finals Time |  |
|----------------------|-----------------|-----------------|-----------------|-------------|--|
| <b>Finals</b>        |                 |                 |                 |             |  |
| 1 Natthanan J        | 22              | Thailand        | 5:18.71         | 4:55.07     |  |
| r:+0.87 31.42        | 1:07.41 (35.99) | 1:46.87 (39.46) | 2:25.12 (38.25) |             |  |
| 3:07.78 (42.66)      | 3:51.03 (43.25) | 4:24.10 (33.07) | 4:55.07 (30.97) |             |  |
| 2 Ting Wen Quah      | 16              | Singapore       | 5:19.06         | 4:56.32     |  |
| r:+0.73 31.20        | 1:06.59 (35.39) | 1:44.16 (37.57) | 2:20.77 (36.61) |             |  |
| 3:07.37 (46.60)      | 3:53.65 (46.28) | 4:25.60 (31.95) | 4:56.32 (30.72) |             |  |
| 3 Hui YU Koh         | 13              | Singapore       | 5:20.33         | 4:56.73     |  |
| r:+0.75 31.65        | 1:08.08 (36.43) | 1:47.95 (39.87) | 2:26.04 (38.09) |             |  |
| 3:09.77 (43.73)      | 3:53.04 (43.27) | 4:25.91 (32.87) | 4:56.73 (30.82) |             |  |
| 4 Fibriani R Marita  | 14              | Indonesia       | 5:09.82         | 4:57.16     |  |
| r:+0.74 31.42        | 1:07.36 (35.94) | 1:46.49 (39.13) | 2:23.52 (37.03) |             |  |
| 3:07.21 (43.69)      | 3:51.41 (44.20) | 4:25.00 (33.59) | 4:57.16 (32.16) |             |  |
| 5 Chavisa T          | 19              | Thailand        | 5:13.84         | 4:58.30     |  |
| r:+0.80 31.63        | 1:06.81 (35.18) | 1:43.94 (37.13) | 2:20.59 (36.65) |             |  |
| 3:03.54 (42.95)      | 3:47.82 (44.28) | 4:22.63 (34.81) | 4:58.30 (35.67) |             |  |
| 6 YI Ting Siow       | 23              | Malaysia        | 5:11.21         | 5:05.45     |  |
| r:+0.72 30.91        | 1:08.46 (37.55) | 1:48.41 (39.95) | 2:28.53 (40.12) |             |  |
| 3:11.71 (43.18)      | 3:55.41 (43.70) | 4:30.27 (34.86) | 5:05.45 (35.18) |             |  |
| 7 T Kim Tuyen Nguyen | 14              | Vietnam         | 5:27.06         | 5:09.67     |  |
| r:+0.77 31.89        | 1:08.47 (36.58) | 1:49.16 (40.69) | 2:28.50 (39.34) |             |  |
| 3:14.35 (45.85)      | 4:00.53 (46.18) | 4:35.77 (35.24) | 5:09.67 (33.90) |             |  |
| 8 Ressa Ressa        | 14              | Indonesia       | 5:19.18         | 5:17.78     |  |
| r:+0.85 31.45        | 1:07.72 (36.27) | 1:49.26 (41.54) | 2:30.00 (40.74) |             |  |
| 3:17.24 (47.24)      | 4:05.20 (47.96) | 4:41.70 (36.50) | 5:17.78 (36.08) |             |  |
| <b>Preliminaries</b> |                 |                 |                 |             |  |
| 9 Wei LI Lai         | 15              | Malaysia        | 5:27.23         |             |  |
| 33.86                | 1:13.45 (39.59) | 1:55.66 (42.21) | 2:36.91 (41.25) |             |  |
| 3:25.97 (49.06)      | 4:14.59 (48.62) | 4:51.51 (36.92) | 5:27.23 (35.72) |             |  |



## Southeast Asian Games 2009 SWIMMING - 10/12/2009 to 14/12/2009

## Results

## Event 31 Women 400 LC Meter IM

MR: 4:51.87 \* 13/08/1999 Jocelin Yeo

SIN

| Name                 | Age             | Team            | Seed Time       | Prelim Time |
|----------------------|-----------------|-----------------|-----------------|-------------|
| <b>Preliminaries</b> |                 |                 |                 |             |
| 1 Fibriani R Marita  | 14              | Indonesia       | 5:07.10         | 5:09.82 q   |
| r:+0.73 32.78        | 1:09.04 (36.26) | 1:49.18 (40.14) | 2:26.91 (37.73) |             |
| 3:12.45 (45.54)      | 3:57.94 (45.49) | 4:34.34 (36.40) | 5:09.82 (35.48) |             |
| 2 YI Ting Siow       | 23              | Malaysia        | 4:55.00         | 5:11.21 q   |
| r:+0.70 32.63        | 1:10.28 (37.65) | 1:50.84 (40.56) | 2:30.40 (39.56) |             |
| 3:13.66 (43.26)      | 3:57.22 (43.56) | 4:34.16 (36.94) | 5:11.21 (37.05) |             |
| 3 Chavisa T          | 19              | Thailand        | 4:55.00         | 5:13.84 q   |
| r:+0.81 33.21        | 1:10.54 (37.33) | 1:50.90 (40.36) | 2:30.53 (39.63) |             |
| 3:15.95 (45.42)      | 4:01.50 (45.55) | 4:38.11 (36.61) | 5:13.84 (35.73) |             |
| 4 Natthanan J        | 22              | Thailand        | 4:55.70         | 5:18.71 q   |
| r:+0.88 33.96        | 1:12.54 (38.58) | 1:54.27 (41.73) | 2:34.34 (40.07) |             |
| 3:20.38 (46.04)      | 4:05.51 (45.13) | 4:43.31 (37.80) | 5:18.71 (35.40) |             |
| 5 Ting Wen Quah      | 16              | Singapore       | 4:51.25         | 5:19.06 q   |
| r:+0.76 32.86        | 1:11.08 (38.22) | 1:51.76 (40.68) | 2:31.95 (40.19) |             |
| 3:20.53 (48.58)      | 4:09.11 (48.58) | 4:44.31 (35.20) | 5:19.06 (34.75) |             |
| 6 Ressa Ressa        | 14              | Indonesia       | 5:10.12         | 5:19.18 q   |
| r:+0.86 32.06        | 1:09.68 (37.62) | 1:52.32 (42.64) | 2:34.39 (42.07) |             |
| 3:20.56 (46.17)      | 4:08.09 (47.53) | 4:44.22 (36.13) | 5:19.18 (34.96) |             |
| 7 Hui YU Koh         | 13              | Singapore       | 5:02.13         | 5:20.33 q   |
| r:+0.76 33.27        | 1:12.33 (39.06) | 1:54.25 (41.92) | 2:34.05 (39.80) |             |
| 3:21.63 (47.58)      | 4:10.21 (48.58) | 4:46.76 (36.55) | 5:20.33 (33.57) |             |
| 8 T Kim Tuyen Nguyen | 14              | Vietnam         | 5:09.83         | 5:27.06 q   |
| r:+0.78 34.08        | 1:14.35 (40.27) | 1:58.15 (43.80) | 2:40.31 (42.16) |             |
| 3:28.15 (47.84)      | 4:14.67 (46.52) | 4:51.43 (36.76) | 5:27.06 (35.63) |             |
| 9 Wei LI Lai         | 15              | Malaysia        | 5:07.10         | 5:27.23     |
| r:+0.89 33.86        | 1:13.45 (39.59) | 1:55.66 (42.21) | 2:36.91 (41.25) |             |
| 3:25.97 (49.06)      | 4:14.59 (48.62) | 4:51.51 (36.92) | 5:27.23 (35.72) |             |

## Event 32 Men 400 LC Meter Medley Relay

## Straight Final

MR: 3:45.61 \* 13/08/1997

MAS

| Team                   | Relay                       | Seed Time                    | Finals Time                  |
|------------------------|-----------------------------|------------------------------|------------------------------|
| 1 Indonesia            | A                           | 3:48.12                      | 3:41.72 *                    |
| 1) Guntur P Pratama 18 | 2) r:+0.42 Indra Gunawan 20 | 3) r:+0.12 Glenn S Victor 19 | 4) r:+0.45 Triady Fauzi 17   |
| r:+0.63 27.66          | 57.71 (57.71)               | 1:26.04 (28.33)              | 1:58.55 (1:00.84)            |
| 2:22.82 (24.27)        | 2:50.85 (52.30)             | 3:14.75 (23.90)              | 3:41.72 (50.87)              |
| 2 Singapore            | A                           | 3:47.64                      | 3:44.15 *                    |
| 1) Rainer NG 16        | 2) r:+0.11 Jia Hao NG 17    | 3) r:+0.33 Clement Lim 15    | 4) r:+0.47 Russell Ong 19    |
| r:+0.63 27.27          | 57.03 (57.03)               | 1:26.09 (29.06)              | 1:59.59 (1:02.56)            |
| 2:24.66 (25.07)        | 2:54.03 (54.44)             | 3:18.09 (24.06)              | 3:44.15 (50.12)              |
| 3 Philippines          | A                           | 3:49.60                      | 3:46.32                      |
| 1) Ryan Arabejo 19     | 2) r:+0.19 Miguel Molina 24 | 3) r:+0.44 James Walsh 22    | 4) r:+0.24 Charles Walker 18 |
| r:+0.58 28.08          | 57.08 (57.08)               | 1:27.09 (30.01)              | 2:00.94 (1:03.86)            |
| 2:26.89 (25.95)        | 2:56.11 (55.17)             | 3:19.50 (23.39)              | 3:46.32 (50.21)              |



## Southeast Asian Games 2009 SWIMMING - 10/12/2009 to 14/12/2009

## Results

## (Event 32 Men 400 LC Meter Medley Relay)

| Team                    | Relay                            | Seed Time                    | Finals Time                    |
|-------------------------|----------------------------------|------------------------------|--------------------------------|
| 4 Malaysia              | A                                | 3:54.10                      | 3:48.93                        |
| 1) Ian James Barr 13    | 2) r:+0.28 See Tuan Yap 19       | 3) r:+0.30 Daniel Bego 19    | 4) r:+0.54 Jian Beng Foo 18    |
| r:+0.69 28.77           | 58.80 (58.80)                    | 1:29.18 (30.38)              | 2:03.60 (1:04.80)              |
| 2:29.21 (25.61)         | 2:57.56 (53.96)                  | 3:21.67 (24.11)              | 3:48.93 (51.37)                |
| 5 Thailand              | A                                | NT                           | 3:49.45                        |
| 1) Puttipong H 16       | 2) r:+0.03 Vorrawuti Aumpiwan 23 | 3) r:+0.42 Chatmongkon N 21  | 4) r:+0.26 Thanyanant P 19     |
| r:+0.61 28.50           | 59.36 (59.36)                    | 1:28.38 (29.02)              | 2:01.64 (1:02.28)              |
| 2:27.64 (26.00)         | 2:57.73 (56.09)                  | 3:22.59 (24.86)              | 3:49.45 (51.72)                |
| 6 Vietnam               | A                                | 3:50.90                      | 3:51.70                        |
| 1) Huy Long DO 20       | 2) r:+0.32 Huu Viet Nguyen 20    | 3) r:+0.28 Thai Nguyen VO 21 | 4) r:+0.33 Thanh Hai Nguyen 24 |
| r:+0.53 28.54           | 59.91 (59.91)                    | 1:29.09 (29.18)              | 2:02.13 (1:02.22)              |
| 2:28.23 (26.10)         | 2:57.64 (55.51)                  | 3:23.60 (25.96)              | 3:51.70 (54.06)                |
| 7 Laos                  | A                                | NT                           | 5:03.54                        |
| 1) S Soukshathaphone 16 | 2) r:+0.45 N Nilaphon 20         | 3) r:+0.62 T Thepphitack 17  | 4) r:+0.47 S Soulasane 17      |
| r:+0.59 37.53           | 1:18.72 (1:18.72)                | 1:54.27 (35.55)              | 2:37.61 (1:18.89)              |
| 3:15.60 (37.99)         | 3:59.88 (1:22.27)                | 4:29.48 (29.60)              | 5:03.54 (1:03.66)              |

